

06


**ANNUAL REPORT
2006**



**PAKISTAN SUGAR MILLS ASSOCIATION
ISLAMABAD**

06

**ANNUAL REPORT
2006**



**PAKISTAN SUGAR MILLS ASSOCIATION
ISLAMABAD**

**MANAGEMENT OF
PAKISTAN SUGAR MILLS ASSOCIATION
FOR 2004-2006**

CENTRAL EXECUTIVE COMMITTEE

1.	Ch. M Zaka Ashraf	Chairman
2.	Mian Shahid Shafi	Vice Chairman
3.	Mr. Abdul Wajid	Vice Chairman
4.	Mr. Iskander M Khan	Vice Chairman
5.	Mr. Abdul Qadir Khattak	Member
6.	Mr. Imran A Habib	Member
7.	Ch. Yasir Javed	Member

SECRETARIAT

MR. K. ALI QAZILBASH
SECRETARY GENERAL

RASHID PLAZA, JINNAH AVENUE
ISLAMABAD

PHONES: 051- 2270525 & 2823971

FAX: 051- 2274153

E-mail: psma_centre@hotmail.com

**ZONAL COMMITTEES
2004-2006**

ZONAL COMMITTEE PUNJAB

- | | | |
|----|---------------------|-----------------|
| 1. | Mian Shahid Shafi | Chairman |
| 2. | Mian Waqas Riaz | Member |
| 3. | Ch. Muhammad Waheed | Member |
| | | |
| 1. | Mr. Anwar Wahla | Co-opted member |
| 2. | Ch. Bashir Ahmed | Co-opted member |

Zonal Secretariat

Col. (Retd.) Maqsood Cheema	Secretary
Unit No. 1, Happy Homes	Tel: 042-5710190
38-A, Main Gulberg, Lahore	Fax: 042-5752940

ZONAL COMMITTEE SINDH

- | | | |
|----|-------------------|----------|
| 1. | Mr. Abdul Wajid | Chairman |
| 2. | Mr. Omer H Said | Member |
| 3. | Mr. Mustafa Majid | Member |

Zonal Secretariat

Mr. Umer Latif	Secretary
1st, Floor, Modern Motors House	Tel: 021-5686526
Beaumont Road, Karachi	Fax: 021-5680344

ZONAL COMMITTEE N.W.F.P

- | | | |
|----|--------------------------|----------|
| 1. | Mr. Iskander M Khan | Chairman |
| 2. | Abdul Qadir Khattak | Member |
| 3. | Mr. Muhammad Tahir Iqbal | Member |

Zonal Secretariat

Premier Sugar Mills & Distillery Co. Ltd, Mardan	Tel: 0937-862051-52 Fax: 0937-862989
-----------------------------------------------------	-----------------------------------------



Annual Review
41st Annual General Meeting
15th Oct.'2006

Distinguished Members,

I am pleased to present you the annual review of the Pakistan Sugar Mills Association for the year ending 30th Sept'2006. This AGM coincides with the conclusion of the two-year term of the Chairman and the Central Executive Committee of the management at the Centre as well as at the Zonal level for the session 2004-2006. As a result of elections Chairmen and the Management Committees for the Centre and Zones are received, which will be announced at the end of this meeting for the term 2006-2008.

2005-06 The Year Under Review

Production

Unaware of the severe effects of the frost in the coming months, PSMA was optimistic in forecasting sugar production of just over 3.0 million tonnes against the domestic consumption estimated of 3.9 million tonnes.

Continuation of the last year's short production, the frost attack further deteriorated the situation. As usual, the sugarcane price immediately sparked the situation, with the result that sugar market started reflecting the production cost, which had always been a sensitive issue for the Government.

Right in this meeting last year, a million tonne shortage of sugar was forecasted based on the official information for production of sugarcane crop. The need for the import of raw sugar was also ascertained to supplement the production. The severe frost attack on sugarcane crop in Northern Punjab and NWFP further disturbed the supply of quality sugarcane. Beside the above loss the lucrative business of Gur making flourished as the demand was high at home and Afghanistan seriously hurting the milling sector.

Overall situation remained below average as 30.00 million tonnes of sugarcane was utilized by the mills to produce 2.58 million tonne of sugar, supplemented by 372,500 tonnes refined from raw sugar and a marginal addition of only 8,700 tonnes from beet. Thus the total production was

registered at 2.964 million tonnes, apparently below 50% of the production capacity of the mills, thus Pakistan experienced second crop disaster in a row.

Sugar Price Structure & Crises

The Government of Pakistan supports the cane production by setting a market support price announced before or after planting. The local demand is always above the minimum price fixed as a result mills renegotiate the procurement price. Provincial Governments in 2005/2006 increased the official cane purchase price for 40 kilograms to Rs 45/- for Punjab & NWFP and Rs. 48/- for Sindh. Sindh Government later revised this price to Rs. 60/-. However, during the entire season the price fixation remained a volatile issue between the growers and the millers. The growers refused to sell the cane at the official price and millers in some areas of Punjab and Sindh were forced to delay the start of crushing season.

The milling sector ended up bearing the bulk of the risk when the circumstances changed. While the support price varies significantly when there is shortfall during a particular harvest, there is no similar level of adjustment when the harvest is good and cane is in abundant supply.

With intermittent stoppages the season's cane price averaged to Rs. 80/- in Punjab and up to Rs. 95/- in Sindh province resulting in a significant rise in the production cost to above Rs. 32/- to 34/- per kg without addition of 15% sale tax which was immediately reflected in the market sentiments and retail sugar market shot up to Rs. 38/- to Rs. 40/-.

The unprecedented increase in the minimum support price in the province of Sindh triggered the situation in the whole country. Increase of sugarcane price twice in the same crushing season by about 50% encouraged the growers to further dictate cane prices and cartel supplies.

As a result of the situation the sugar market immediately started reflecting the trend in sugar prices, the sugar production was also termed as deficit by about a million tonne.

The disturbance in the sugar market was immediately noticed by the Government concerned authorities who labeled the millers as profiteers involved in cartel under declaring the sugarcane procurement and production of sugar.

The Government was candidly informed of the situation and the deficit of sugar for the season to arrange import of the required quantity of the sugar, who beside allowing duty free import of raw and refined sugar approved import of about 850,000 tonnes of sugar by TCP for sale and distribution through Government managed outlets, with an obvious objective of subsidizing the sale to bring the market prices down.

The unlimited import of refined sugar to the tune of 1.5 million tonne along 0.5 million tonnes of raw sugar already refined has now converted the 1.0 million tonnes deficit year into a million tonne surplus year.

The situation thus developed hampered the economy of all concerned and the over sensitiveness has resulted the year ending with large stocks held by TCP, Mills and by the traders who imported sugar at high price.

Ironically the international prices started subsidizing as soon as Pakistan had enough of self-dumped sugar.

The sugar crises during the year caused the industry face the blame game with all Government agencies actively involved. In this connection few actions are being mentioned without going in to details.

- Monopoly Control Authority charged the sugar mills for cartel of sugar and registered cases against mills for their sale being below the desired assumed percentage by the MCA.
- National Accountability Bureau was asked to investigate corrupt practices leading to the sugar crises in the country. The investigation was later withdrawn.

- CBR appointed custom-armed staff at the mill's gates to supervise and monitor procurement of sugarcane and the sale of sugar looking for tax evasion and sale to unregistered buyers. The monitoring was withdrawn with the end of crushing.
- State bank of Pakistan imposed 50% margin restrictions for financing against the security of sugar stock and instructed for immediate adjustment of all advances against the security of sugar stock. The final date for adjustment was later extended from 31st July to 31st Oct'2006.

After the hectic meetings at PSMA and with the concerned Government officials some of the restrictions have eased down.

Government intervention through bringing down the import duties, subsidizing the supplies through its outlets and blaming the industry hardly matters without taking necessary measures to support production of a better crop in a competitive environment.

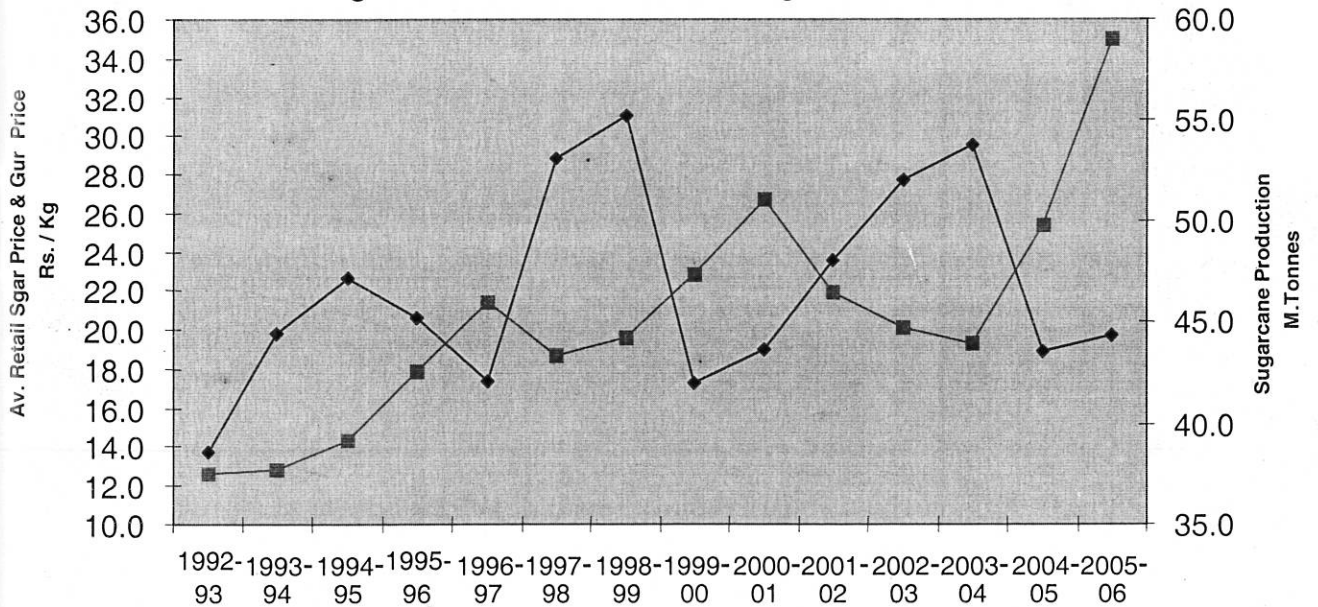
Past experience and record shows that the sugar price has been moving up and down inversely proportional to the quantum of the sugarcane and same was the affect on the price of Gur where no factories are involved, contains impurities and remains tax free.

The graph hereunder clearly indicates that the factor controlling the sugar price is the quantum of sugarcane, the main raw material. Sugar production totally dependent on the sugarcane production has always reflected the weak link in the overall value chain.

Pakistan Sugar Mills Association
Sugarcane Production & Av. Sugar Retail Price

Years	Sugarcane Production	Av. Retail Sugar Price	Av. Gur Retail Price
1992-93	38,058,900	12.62	10.03
1993-94	44,427,000	12.80	10.49
1994-95	47,168,400	14.36	11.07
1995-96	45,229,700	17.86	14.54
1996-97	41,998,400	21.44	18.67
1997-98	53,104,200	18.75	18.91
1998-99	55,191,100	19.63	17.19
1999-00	42,000,000	22.85	19.81
2000-01	43,620,000	26.73	26.31
2001-02	48,041,000	21.97	23.31
2002-03	52,049,000	20.12	20.45
2003-04	53,800,000	19.26	19.79
2004-05	43,533,000	25.34	23.98
2005-06	44,312,000	35.00	30.26

Sugarcane Production & Av. Sugar Retail Price



OUTLOOK 2006-2007

Per data provided by the MINFAL there is 14% increase in the plantation area of sugarcane. Cane production had dropped significantly in the past two years in a row limited to 44 million tonnes. The increase in the plantation area along promising weather conditions i.e. supply of irrigation water & rains sugarcane production is expected to over 50 million tonne which ensures increase in the sugar production to about 3.5 million tonnes.

Though cane production in 2006-07 shows better prospects yet the utilization of sugar mills will remain around 50% capacity provided 40.0 million tonnes supply is made to the mills.

Government of Punjab has already announced indicative minimum price of sugarcane as Rs.60/40 kg, which means that delivered price at the mill-gate with the inclusion of transportation, cess and price competition would be around Rs.70/40kg on average. Sindh Government has also recently announced Rs. 67/40kg and NWFP Rs. 65/40kg.

With such enhanced sugarcane price the production cost of sugar cannot be less than Rs.34/kg ex mill i.e. retail price expected to a minimum Rs.38/kg. Confusion prevails over the price structure due to the following reasons, which have been brought to the attention of Government of Pakistan at a higher level

- I) 2005-06 a deficit year of sugar production by one million tonne ended with a surplus of over one million tonnes.
- II) Crushing season 2006-07 starts with a carryover stock of 1.3 million tonnes.

- III) 2006-07 producing 3.5 million tonnes will have availability of 4.8 million tonnes against a consumption of 3.9 million tonnes.
- IV) Major stock held at the end 2005-06 belongs to TCP which Government intends to off load at a highly subsidize rate to the market threatening the domestic sugar price.
- V) International sugar market prices are down where as Government of Pakistan has yet to clampdown any import duties to stop further inflow.

Whereas the industry bears a strong feeling to pay better sugarcane prices to ensure a better sugarcane crop in future there is confusion as how to maintain a balance in the minimum indicative price and a matching production cost. Government has been approached at several occasions explaining these issues of utmost importance.

Despite these hurdles government of Sindh has already issued directions for an early start of crushing on 1st Oct'2006. As a regular phenomena every year millers are pressurized for an early start of the crushing with the plea to vacate some portion of the land from sugarcane for the sowing of wheat, whereas the millers resists to accept the plea for the reason that the sugarcane quality at the early season is of very low recovery, the fact is very well known to the all concerned Ministries and the growers as well who irrespective of the facts force for the early start as the payment system of sugarcane has still continued based on the weight and not the quality.

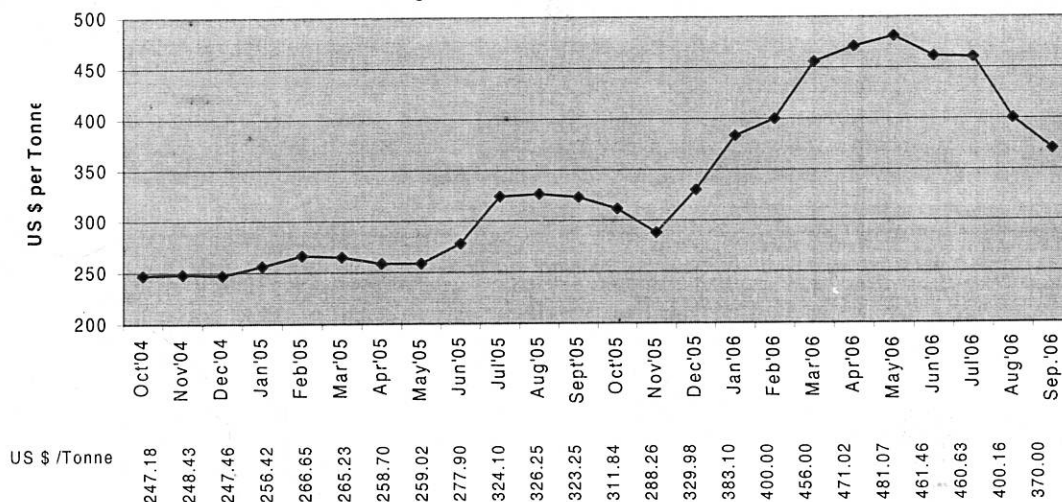
Per our estimates early start of the sugar mills with the low recovery is causing a loss of minimum 150,000 tonnes of sugar costing mills billion of rupees, which is a phenomenal loss to the industry and the country.

Overlooking the technical and the positive aspects in favour of the late start, the main cause can be spelled out as the row between the Growers and the Millers over the price hike and the non-availability of the crop. Shortage and the immaturity of the crop in the beginning normally results the early closure of the season at the higher recovery period. An adverse step for achieving the optimum production.

International Scenario: -

The leading analysts had been changing stance on the world sugar production and consumption and as the year went by the deficit gap was closing. On average considering these report the production 2005-06

**Average Monthly International Sugar Prices
Sugar Year 2004-05 and 2005-06**



remained within 148-150 million tonnes against the consumption of 149-151 million tonnes. The continued deficit and imbalance in demand and supply kept the prices significantly stronger during the year (See table below)

While the high white sugar prices deterred its import more and more attention was diverted towards the raw sugar, which prompted a higher premium and soon the import of raw sugar for processing was no more profitable. Instead the exporters who could export both the refined as well as raw started giving preference to exporting refined sugar. Brazil and Thailand both switched to more attracted option by increasing the export of more white sugar.

Later the Sugar prices in the International market started sliding down due to big global supply and soft demand. The prices sunk by almost 25% since July'06 after touching US\$ 490/- a tonne down to US\$ 370/- in Sept'06. The prices started ascending in Nov'05 right at the beginning of the season 2005-06 from US \$ 288/-, apparently over Speculations and sudden large demand.

London white sugar featured peak in July when it hit record US\$ 498/- a tonne. Raw sugar had its 25 years peak price of 20.46 US cents/lb at New York market in February with the news of drought in many sugar producing countries. The prices rose and tumbled sharply during the year.

2006-07

Global production estimates for the year 2006-07 shows a surplus of about 3.0 million tonnes against a similar amount of deficit last year (2005-06).

The global stock/consumption ratio which has always played a pivotal role over the global sugar prices will remain low and could cause price rise in the future year for the 10% estimated production fall in Australia due to smut and the ongoing drought in the Central and South Brazil, which might reduce the season's output as well as cane supply for sugar production.

India is expecting its record sugar production of over 23.0 million tonne in the year and is about to lift ban on export of at-least 2.0 million tonne out of its surplus, unhappy over the fall of international prices now matching its production cost.

EU sugar output is expected to fall from 22.0 million tonne down to 16.5 million tonne in 2006-07 due to E.U sugar regime reforms suggesting price slashing.

Presently the world production is expected around 2.5 million tonne higher than the consumption for the first time since 2002-03. Consumption and stock ratio is expected to grow nominally to about 38.5% having significant affect on the prices.

Conclusions

- Sugarcane plantation area (906,988 Ha) for the year 2005-06 was the lowest in the past decade after 1992-93 when the plantation area was 885,000 Ha
- Low plantation area coupled with the frost attack resulted in low yield, the sugarcane production was limited to only 43.5 million tonnes
- Sugar production for the year remained below average producing 2.58 million tonne of cane sugar supplemented by refining of raw sugar and a small quantity of beet sugar. The total output remained within 2.964 million tonnes i.e. 50% of the production capacity
- For millers & growers both, the year was the second crop disaster in a row. Low sugarcane production increased the demand and the high cane price caused the sugar production cost to a record high.
- Duty free import of unlimited raw and refined sugar was allowed to fill the gap and bring the domestic prices under control.
- By the end of the year 1,581,000 tonnes of refined sugar and 454,000 tonnes of raw sugar has been imported. Such a large quantity import had significant effect on the international prices while the year was considered as global deficit.

- At the same time the year ended with a glut like condition. End September stock at mills were at around 445,400 tonne, at TCP godowns 660,000 and other importers holding about 200,000 tonnes, with further supply of 128,000 expected shortly by TCP.
- Domestic sugar falling price, release of stock by TCP at subsidize rate, duty free sugar import condition along SBP new financial restrictions jeopardized the start of new crushing season.
- After challenging meetings at the concerned ministries and SBP the Prime Minister of Pakistan was approached through a letter apprising him with the total scenario.
- Details were further discussed at the Federal secretaries meetings seeking stabilization of domestic sugarcane and sugar prices and fixing appropriate crushing dates practically possible.

Following the discussion between the secretaries committee of Government of Pakistan comprising Secretary MINFAL, Secretary Industries, Secretary Finance, and Secretary Commerce held on 3rd and 4th Oct.'2006, the main points resolved were as under:-

- All sugar mills in Sindh province will start crushing in the 1st week of Nov.'2006 while Punjab & NWFP will start the crushing campaign after mid of Nov.'2006
- The minimum indicative price of sugarcane were approved as following
 - Sindh Rs. 67/40kg
 - Punjab Rs. 60/40kg
 - NWFP Rs. 65/40kg
- Government of Pakistan will issue directive to the State Bank of Pakistan to ensure that the banks provide financing to the sugar mills without undue and additional security margin conditions

- While it was agreed that TCP will continue to play its interventionist role to guard against escalation of sugar prices in the domestic market, the Government of Pakistan will take necessary steps to clamp measures to control & guard against disruptive dumping of imported sugar in the domestic market.
- Quality Premium applicable in Sindh was suspended for the season 2006-07. Further decision for its removal through the system of sugarcane payment on quality basis will be worked out for adoption throughout Pakistan.
- Last but not the least, it was decided that all issues pertaining to the sugar industry will be resolved by the Government in consultation with PSMA, and the Industry to ensure that the retail price in domestic market remains stable.

With the start of the new sugar year 2006-07 we hope that Government of Pakistan and the Provincial Governments will take extensive research and development work for the sugarcane crop with the participation of PSMA to develop better yield & recovery and improve the economics of sugarcane growers by increase in per acre yield while the industry will be more competitive in producing more sugar due to the increase in sugar recoveries to meet the national demand.

At conclusion I would like to thank the Zonal Chairmen and Members of the Central & Zonal Committees for their co-operation. At the same time I wish the new management of PSMA a success and assure them my co-operation.

Thank you,

15th Oct.'2006

Ch. M Zaka Ashraf
Chairman PSMA

Pakistan Sugar Industry's Delegation To Australia, October'2005

Pakistan sugar industry perpetually infested by the varietal dislocation, low recovery of sugarcane and influenced by variations in the weather conditions was tempted to seek and study factors leading improvement through research and development. The spectacular achievement in the yield and recovery established by Australia, encouraged the leadership of Pakistan Sugar Mills Association visit Australian sugar Industry. PSMA took the initiative, organized the visit and a delegation comprising 12 members headed by Ch. M. Zaka Ashraf, Chairman, PSMA Centre. The delegation visited Australia from 14th to 28th October' 2005. The exemplary sugar production record achievement by Australia can be measured in simple words as 13.7 tonnes sugar as against Pakistan's 4.5 tonnes per hectare.

The PSMA delegation comprised Ch M Zaka Ashraf, Mian Shahid Shafi, Mian Waqas Riaz, Mian M. Aslam Bashir, Mr. Tahir Hussain Raza, Mr. Sajud H. Naqvi, Mr. Mulazim Hussain, Mr. Karim Bakhsh Malik, Mr. Khalid Hayat Khan including Government officials Mr. Feyyaz Bashir Secretary Agriculture Punjab, Mr. Inayat Ullah Khan Federal Cane Commissioner, Mr. Abdul Ghafoor Bhatti Cane Commissioner Punjab.

The Australian Trade Commission office in Pakistan coordinated the programme. The delegation visited Sydney, Brisbane, Bundaberg, Mackey and Melbourne, including their main Research Institutes like Sugar Research Institute (SRI), involved in research and development in Sugar technology and processing, providing technical training to the sugar industry's staff and up-gradation in know-how. Bureau of Sugar Experiment Station (BSES), is their prime institute for development of sugarcane varieties and other related research on Sugarcane, Combined Research Centre (CRC) for sugar in the fields of biotechnology and genetic engineering of sugarcane crops.

The delegation had the opportunity of visiting the sugarcane farms, sugar mills, farm equipment / machinery manufacturers, sugar factory machinery manufacturers and other institutions related to sugar like Queensland Sugar Limited' which is the sole authority for the sugar marketing. Some of the important observations made during the visit can be summarized as:

1. Australian Industry is 100% mechanized, i.e., all operations of cane sowing, harvesting and transportation are done mechanically.
2. Operations in the factories are automatic to the extent that only 25 persons operate a 10,000 TCD plant.
3. There is excellent coordination of programming transportation and crushing so that 'cut to crush' time is below than 16 hours.
4. There is constant flow of new and improved varieties, to the extent that BSES releases six (6) varieties every year.
5. To control, the diseased varieties are not allowed to cross the district boundaries without permission.
6. Cane is grown again and again in the same fields. Depletion of organic matters is compensated by green manure and mulching of trash.
7. In irrigated areas, great emphasis is laid on the water conservation. Irrigation is done after measuring the moisture in the soil by Tensio meter or soil probe.
8. Marketing of sugar is done through one organization, Queensland Sugar Limited, run jointly by all sugar mills. Sugar mills are not allowed to sell to the market directly.

Advancements of the Sugar Industry in Australia is established in mainly due to the solid backing from its sugar and sugarcane research and training institutions and its extension services. Pakistan has to plan its research facilities on the Australian pattern and the Government should declare these institutions autonomous and let the stakeholders run the Board of Directors. PSMA also held useful discussion with BSES for the technical help, which they agreed to extend. The Autonomous Sugarcane Research Institute should be established on BSES pattern led by a renowned expert who should modernize the laboratories and the working pattern of the institute to improve the viability and the competitiveness of this important agro based industry.

ane sowing,

that only

crushing so

that BSES

the district

nic matters

Irrigation is
probe.

and Sugar
sell to the

due to the
ons and its
lian pattern
nd let the
with BSES
Sugarcane
ned expert
institute to
dustry.

PSMA Delegation in Australia October'2005



THE UNIVERSITY OF CHICAGO

**WELCOME ADDRESS BY CH. M. ZAKA ASHRAF,
CHAIRMAN PSMA
AT THE 41ST ANNUAL GENERAL MEETING OF
PAKISTAN SUGAR MILLS ASSOCIATION
15TH OCTOBER 2006
AT PEARL CONTINENTAL HOTEL, LAHORE**

Honourable Governor of the Punjab, Lt General Khalid Maqbool Sahib, distinguished guests, I along with members of PSMA welcome you all to the 41st Annual General Meeting of PSMA.

Sir, we are highly grateful to you for sparing time for our Annual Function out of your very busy schedule to grace this Annual Function of the sugar industry, which is held every year. This Annual Function highlights the problems, achievements and future goals of the sugar industry.

Sir, Pakistan is marching towards prosperity under the dynamic leadership of General Pervez Musharraf, President of Pakistan. Industrial Sector forms backbone of the economy of the country. Your honour have been pro-industry, pro-investment and great supporter of business community, right from the day you assumed the office of Governor Punjab. As a business community we were much encouraged to see your point of view in the media which was always supportive and gave sense of encouragement to all segments of the business community, while your untiring and hectic touring of urban and rural areas of the Punjab and trying to solve the problems of agricultural community through involvement of the stakeholders have always been a source of encouragement in the Province, especially for the stakeholders of agro-based industry.

I still remember when I was Chairman PSMA 'Punjab Zone, and we came to you for the removal of the disparity in Road Cess rates and requested your good self for brining it at par with the other Provinces of the country as this disparity was not only hurting the industry but also hurting the farmers as well; As 50% of the contribution is borne by them. Previously the rates of cess fund were so high that the industry and farming community could not afford. Resultantly a great backlog of cess fund was created which was repaid in installments. I may also like to mention that the sugarcane cess fund was being misused due to influence of the local politicians as in the previous Government the members to the cess fund used to be from the members of Provincial and National Assemblies. It was also rectified by taking a historical decision to involve

real stakeholders in the District Sugarcane Cess Committees. Two growers who were largest contributors to the cess fund and two members from the individual sugar mills were included in the District Cess Committees. In this manner the real contributors had to plan the utilization of these private funds, which were made to develop infrastructure of sugarcane to the sugar mills.

This anomaly could only be removed due to your positive approach.

I would proudly like to announce that it is only the Province of Punjab that Cess Funds are properly utilized for which the credit goes to you, Sir. As in the case of other provinces the influence on misusing this fund, is still being exercised and utilization of this contribution to the advancement of the farmers and development of infrastructure for the sugarcane growers is nowhere near to be seen.

During the past year, due to low plantation area and scarcity of water supply, the sugarcane crop was not enough to meet the demand of the sugar industry. But due to the high prices paid by the sugar industry ranging from Rs.90 and touching the level of Rs.120 there has been great encouragement for the farming community due to which the sugarcane growers have increased the sugarcane plantation up to 30% and we Insha Allah hope that the sugar industry in the coming season would be able to produce 3.5 million tons of sugar as compared to last year's production of 2.6 million tons.

Sir, I feel that there is great room and requirement for according to the priority for the development of sugarcane research and technological development in the country. Though Pakistan holds a position amongst large sugarcane growing countries of the world but unfortunately, we have lowest sugar recovery and per acre yield. This is all because no proper attention was given to this important field although, there was a great requirement as the agriculture is the backbone of the country. In Pakistan there is a great need to consider vertical expansion rather going in for horizontal expansion, as our agricultural yields have to be in a matching position with rest of the world. PSMA took an initiative and arranged a delegation's visit to Australia, which included members of the sugar industry and high officials from the Punjab and Federal Governments. Australia leads the world in the fields of sugarcane in per acre yield and sugar contents. It was the first delegation of Pakistan's sugar industry, while Indian sugar industry visits Australia every alternate year and to collaborate and enhance their research and technological advancement. Many facilities visited where we found that their methods of working were highly impressive.

We also had very useful discussion with the sugar research organization BSES, a company which is being managed and mainly being run by the sugar industry of Australia. It also includes prominent sugarcane growers and the officials of the State Government. I must announce that the Punjab Government is taking keen interest on these lines, while contacting the Australian BSES who have promised to extend cooperation to ensure modernization of sugarcane research facilities in Pakistan on the pattern of their own research facilities. Secretary Agriculture Punjab under the able leadership of Ch. Pervez Ellahi, Chief Minister Punjab, is taking keen interest and we hope that these efforts shall bring fruitful results at the earliest.

It is high time that Government should consider to adopt modern concepts in the sugarcane and sugar technological development, to amend the obsolete Sugar Factories Control Act according to the trends of the modern world for which Cane Commissioner Punjab also deserves due credit. Also to consider establishment of Sugar Technology Research Institute which would be the first of its kind in the country. It is proposed to be established on the pattern of sugar research Institute in Australia. It would impart training to young men in various fields of the sugar industry, which will not only help in generating technical manpower and technologists for the sugar industry but also help the country in reducing unemployment. While on the other hand it will help to stop the brain drain of the highly qualified and educated population. Presently very highly qualified in the field of Engineering, Mechanical, Electrical Chemical and Sugar Technology do not get employed due to the non-availability of such technological development institutes. While the industry is also left at the mercy of its technologists with knowledge of the present practices only and there seems no advancement in this field.

President General Pervez Musharraf made a historic decision for the blending of fuel ethanol with petrol and according to this decision the entire petrol sold in the country was to be blended 10% with ethanol but due to the powerful lobbies of the oil companies this decision has not been properly implemented at the national level. It is only recently that PSO has set up pilot project of one filling station in Islamabad, Lahore and Karachi. Whereas it is a tested technology and we recommend that the blended fuel with ethanol should be sold at all the petrol stations of the country. The country in the years to come, according to the estimates, could face 3000 MW shortage of power and I feel that sugar industry of Pakistan can also help the country to overcome the shortage of power by producing electricity through higher pressure boilers and turbines.

Sir, we have seen in Australia that the utility company on the pattern WAPDA has installed the power generating high pressure equipment at individual sugar mills and that sugar mills is providing free bagasse while electric company in return is giving free steam and free electricity to run that sugar mill during the crushing season which creates a win-win situation for both. That power generating company sells the extra power produced to the consumers. In Pakistan, due to low tariff of co-generation the sugar industry does not have any incentive to go for large-scale investment due to high financial cost, as no incentive from the Government exists to recover the cost of investment.

Sir, in this sugar business there are 3 stake players, one is sugarcane growers, second is the sugar industry and third is consumers. One kg of sugar produced consists of 70 - 75% cost of sugarcane and if sugar industry, gets expensive sugarcane then only expensive sugar can be produced. As sugar industry is only a processor. Therefore, we suggest that price of sugarcane be linked with the recovery so that farmer is also encouraged to grow good quality sugarcane to get good price for his produce and get paid less for his low quality sugarcane which has less sugar contents.

I am a great admirer of your positive and constructive approach towards solving the problems of the business community whether they are in the industry, trade or any other commercial business looking forward towards you in crisis as a ray of hope.

In the end I must stress that sugar industry is a viable industry which pays 25 - 30 billion annually in the form of taxes while helping the Government in poverty reduction in actual sense by distributing 70 billion rupees annually in rural and backward areas of the country while helping the livelihood and directly and indirectly giving jobs to millions of people of the country.

Throughout the world when Governments take decisions industry is involved and in this way both sides work side by side. Like in India raw sugar quota was given to Indian Sugar Mills Association, but in Pakistan it was left to first come first serve basis. Even for export of white sugar Government consulted Indian Sugar Mills Association for export and jointly worked out the strategy.

Sir, we feel that Government and the industry should work jointly to improve the industry and the economy of the country as being practiced in rest of the world.

I thank you once again for your presence here and hope to continue in future.

in WAPDA
sugar mills
is giving
reason which
the extra
operation the
ent due to
the cost of

e growers,
produced
expensive
is only a
recovery
d price for
ess sugar

ds solving
de or any
ope.

hich pays
in poverty
rural and
indirectly


s involved
was given
first serve
gar Mills

prove the
d.

future.



**Governor Punjab Lt.Gen.(R) Khalid Maqbool
at the 41st AGM of Pakistan Sugar Mills Association October 2006**



**ADDRESS BY THE GOVERNOR OF PUNJAB
AT THE
41ST ANNUAL GENERAL MEETING OF
PAKISTAN SUGAR MILLS ASSOCIATION
ON 15TH OCTOBER 2006
AT PEARL CONTINENTAL HOTEL,
LAHORE.**

Ch. Muhammad Zaka Ashraf, Central Chairman, Pakistan Sugar Mills Association, Mr. Shunaid Qureshi, Chairman (Elect), Zonal Chairmen, Executive Committee Members and Members of the Pakistan Sugar Mills Association, I am grateful to Ch. Zaka Sahib who personally met me and invited me to be the Chief Guest of this Annual Function.

I take it as my pleasure to address brains of the business community who have invested billions of rupees in the industrial sector of the country and generated jobs directly and indirectly to hundreds and thousands of skilled and unskilled population of the country. I must admire the sugar industry of Pakistan for helping the country to overcome unemployment by generating jobs as sugar industry is one of the largest employer of manpower.

The Government also appreciates for their efforts to build the socio economic conditions in the remote areas of the country. Normally sugar industry injects 30 billion rupees annually in the rural economy through purchases in sugarcane, but last year it has injected 40 billion extra, which come to a total amount of 70 billion. This huge investment in raw material purchases has brought prosperity in those backward areas, as this capital is shifted from big cities to the remotest areas and these are the people who do not have even basic amenities of life as compared with the people living in the cities.

I also admire the initiative taken by the Pakistan Sugar Mills Association to arrange a delegation to Australia and see their research facilities. Development in agricultural research is the answer to the prosperity of the majority of the population as 60% of our population is in the rural areas of the country. I fully agree that not only in the field of sugarcane but in the field of agriculture, Pakistan has to develop vertically instead of going horizontally. We have to be competitive with the rest of the world by increasing our per acre yield and sugar contents in cane so that we produce more sugar by utilizing less land.

Your Chairman has just mentioned the Sugar Factories Control Act and various laws need to be amended. Yes I agree that we have to amend our Laws, Acts and Rules according to the current day requirements and they have to be designed with the view that the industry is now employing modern technologies, while Pakistan has to move forward by acquiring the modern technologies in Research and Development in all fields specially Agriculture and sugarcane.

Regarding the Road Cess just mentioned by Ch. Zaka Ashraf I am personally in favour of taking decisions by involving all stakeholders. The disparity matter was brought to my attention by your Chairman Ch. Zaka Ashraf and this disparity which was prevailing in the Punjab in Cess Fund rate had to be changed and brought in line with that prevailing in other provinces. I am happy to know that Masha Allah, the decisions taken about 5 years ago by me amending the Cess Fund Rules, District Cess Committees and utilization of funds in Punjab are performing very well and the decisions taken then in 2001 – 2002 are to the advantage of all stake holders, i.e., sugarcane growers and sugar industry with a primary view to develop the infrastructure of roads, bridges, culverts and other infrastructure to ensure transport of farmers' sugarcane from their fields to the sugar mills. As this Fund is contributed 50% by the farmers and 50% by the sugar mills and to decide about the utilization is the stakeholders themselves.

I am also happy to note due to increased sugarcane plantation next year as the farmers got good rates the country is not going to face a sugar shortage year. Now at present country has sufficient stock to cater for the domestic requirement, as the crushing season is also about to begin next month in November.

The country is getting stronger economically. The country has turn around from virtually no foreign reserves to Rs.12.5 billion rupees foreign exchange reserves. This we have been able to achieve under the dynamic leadership and guidance of the President, General Pervez Musharraf through his untiring efforts and leadership qualities.

Thank you

and various
s, Acts and
signed with
akistan has
development

personally in
matter was
arity which
ught in line
Allah, the
es, District
ell and the
olders, i.e.,
velop the
ransport of
ibuted 50%
ation is the

year as the
ear. Now at
ent, as the

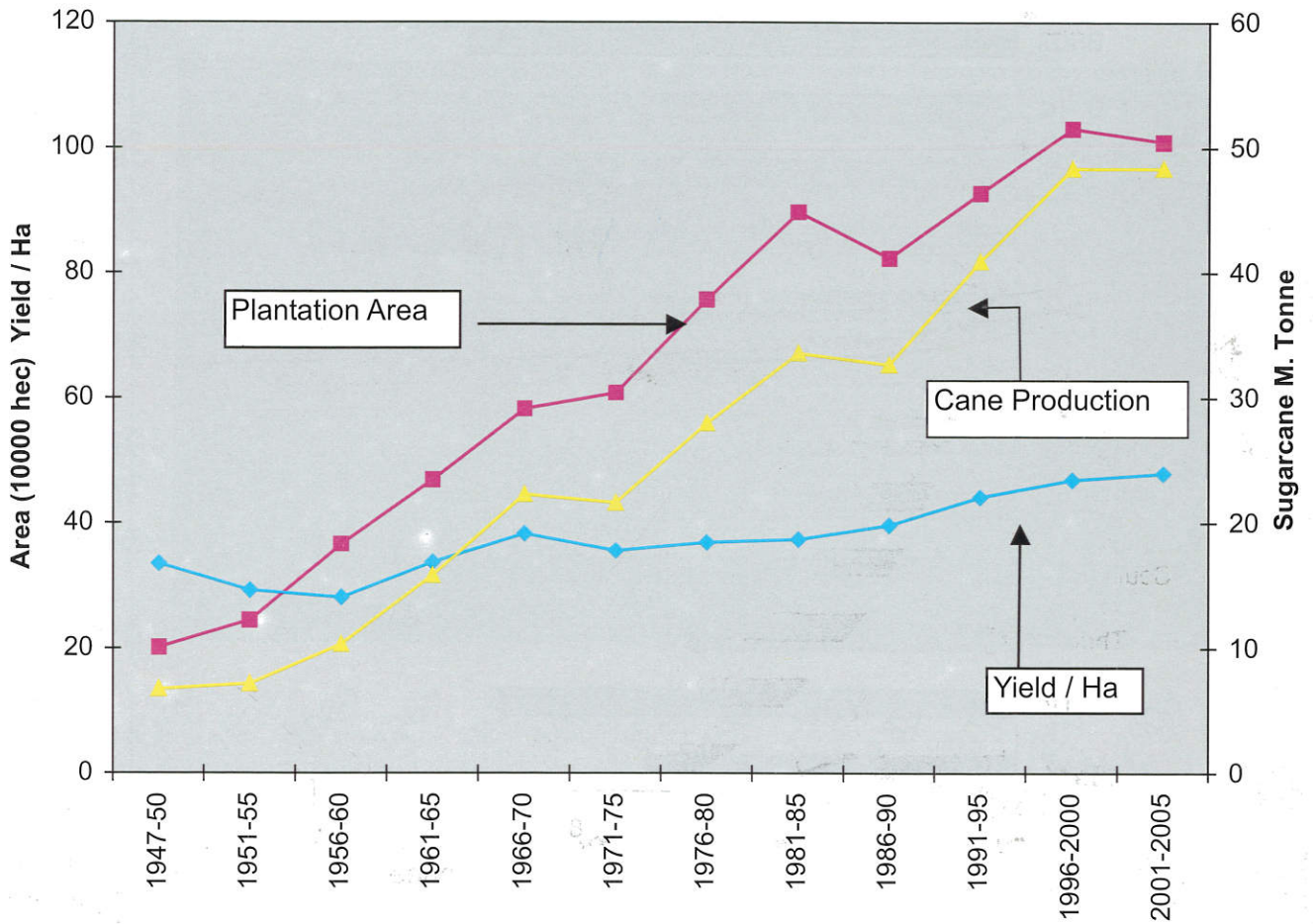
round from
erves. This
nce of the
leadership

GRAPHS SPEAK

Pakistan Sugar Mills Association
Sugarcane Area, Production and Yield

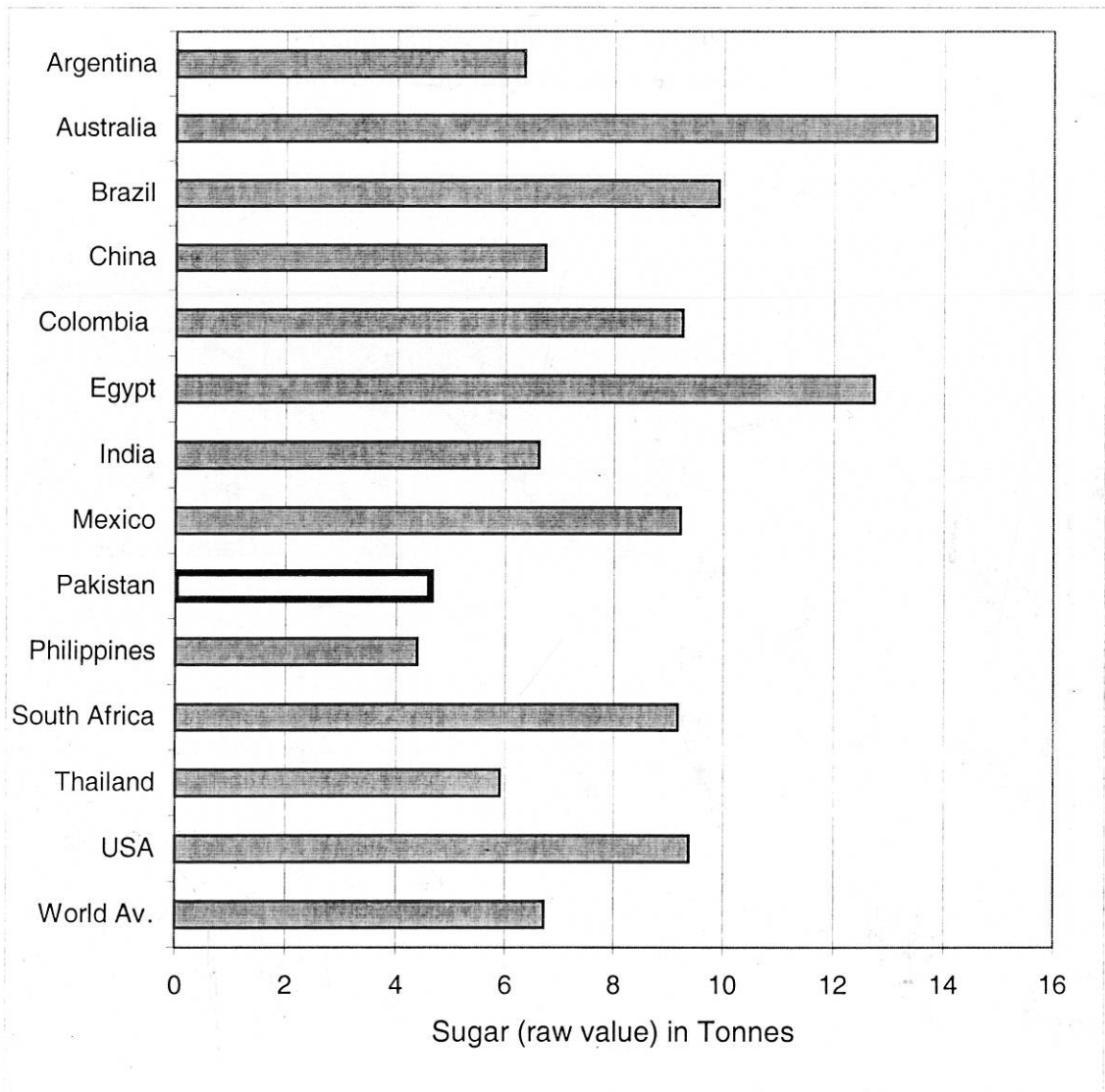
Years	Area (‘000hectares)	Yield / Ha	Sugarcane Production (‘000 tonnes)
1947-1950	202	33.54	6,775
1951-1955	245	29.36	7,193
1956-1960	366	28.19	10,319
1961-1965	469	33.79	15,849
1966-1970	582	38.34	22,312
1971-1975	608	35.60	21,647
1976-1980	757	36.98	27,994
1981-1985	897	37.44	33,580
1986-1990	823	39.68	32,656
1991-1995	927	44.12	40,902
1996-2000	1,030	46.96	48,371
2001-2005	1,009	47.91	48,343

**Pakistan Sugar Mills Association
Sugarcane Area, Production and Yield**



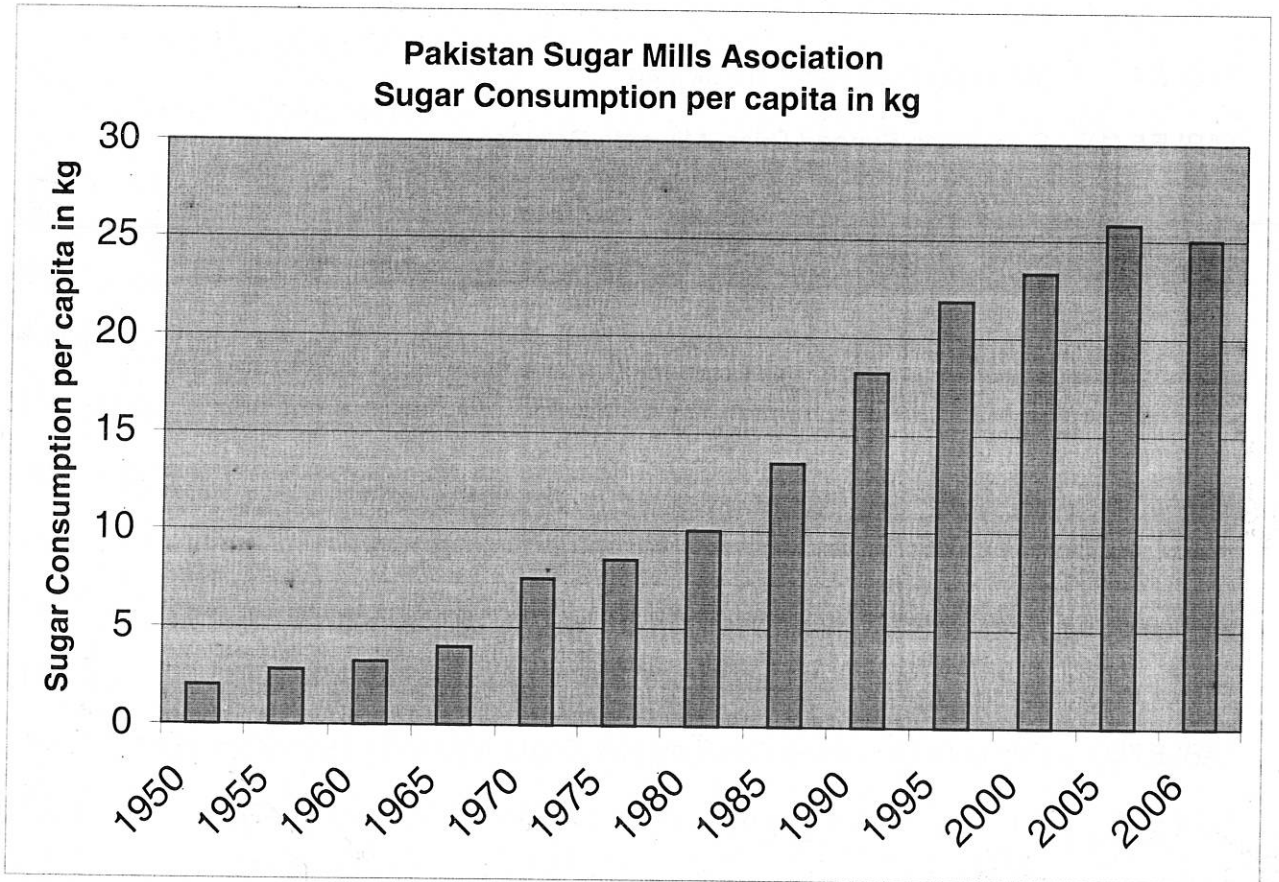
LOW YIELD

**Sugar Yield Per Hectare
(Raw Value)
In major Cane Sugar Producing Countries**



Note: Countries with over 2.0 million tonnes Annual Production, included

LOW PRODUCTION



16

HIGH CONSUMPTION

APPENDIX TO 2006 ANNUAL REPORT
LIST OF ATTACHED STATISTICAL TABLES

TABLE 1	: Sugarcane Crushing, Sugar Prod. & Rec % 1991-2006	34,35
TABLE 2	: NWFP Beet sliced, Sugar made & Rec. % 1991-2006	36
TABLE 3	: Consolidated Sugar Production in Pakistan. 1991-2006	36
TABLE 4	: Molasses Production in Pakistan	37
TABLE 5 (1)	: Sugarcane Support Price, Mill-gate Delivery	37
TABLE 5 (2)	: Sugarcane Support Prices vs. Av. Retail Sugar Price	38
	: Essential Commodities Retail Price 1990-91 to 2005-06	39
TABLE 6 (1)	: Punjab Millwise Cane Crushing, Sugar Prod. Rec.% Mol. Prod.05-06	40,41
TABLE 6 (2)	: N.W.F.P Millwise Cane Crushing, Sugar Prod. Rec. % & Mol. Prod. 05-06	41
TABLE 6 (3)	: SINDH Mill-wise Cane Crushing, Sugar Prod. Rec.% & Mol. Prod.05-06	42
TABLE 6 (4)	: (N.W.F.P.) Mill-wise Beet Slicing, Sugar Prod. Rec.% Mol. Prod. 05-06	43
TABLE 6(5)	: Province wise Total Production of Pakistan (Summary 2005-2006)	43
TABLE 7 (1)	: Estimated Gur Equivalent Prod. From Sugarcane Not Milled.	44
TABLE 7(2)	: Domestic Sweetener Consumption, Sugar +Gur Equ. 1991-92 to 05-06	45
TABLE 8	: Sugarcane Plantation Area, Prod. Yield And Utilization By Mills	46,48
TABLE 9	: Import Of Sugar. 1990-91 to 2005-06	49
TABLE 9(A)	: Import Of Raw Sugar 1994-95 to 2005-06	49
TABLE 10	: Export Of Sugar. 1990-91 to 2005-06	50
TABLE 11	: Export Of Molasses 1990-91 to 2005-06	50
TABLE 12	: Export Of Fermentation Ethyl Alcohol. 1990-91 to 2005-06	51

OTHER NATIONAL & INTERNATIONAL DATA & GRAPHS

34,35			
36	•	Eight Years Domestic Monthly Retail Sugar Prices with Graph	53
36	•	Eight Years Monthly Refined Sugar Prices (International Trade Market)	54
37	•	World Cane Sugar Top Producing Countries Estimate 2006-07	55
37	•	Former PSMA Chairmen	56
38	•	List Of Sugar Mills With Locations & Addresses	57-66
39	•	Sugar Production, Marketing & Stock Situation Season's Final as on 30 th Sept.'2006	67
6 40,41	•	SUGAR AND SUGARCANE SUMMARY TEN YEARS I- II	68,69
05-06 41	•	Domestic Sugar Production, Availability & Consumption (Graph)	
5-06 42	•	Domestic Sugar Cane Production (Graph)	
-06 43			
43			
44			
-06 45			
46,48			
49			
49			
50			
50			
51			

TABLE 1
SUGARCANE CRUSHING, SUGAR PRODUCTION
& RECOVERY % 1990-91 TO 2005-2006

PAKISTAN

YEAR	NO. OF MILLS	CANE CRUSHED TONNES	SUGAR MADE TONNES	RECOVERY %
1994-95	66	34,193,290	2,983,101	8.72
1995-96	66	28,151,434	2,449,598	8.70
1996-97	68	27,152,918	2,378,751	8.76
1997-98	71	41,062,268	3,548,953	8.64
1998-99	71	42,994,911	3,530,931	8.21
1999-00	69	28,982,711	2,414,746	8.33
2000-01	65	29,408,879	2,466,788	8.39
2001-02	69	36,708,638	3,197,745	8.71
2002-03	71	41,786,689	3,652,745	8.74
2003-04	71	43,661,378	3,997,010	9.15
2004-05	71	32,101,739	2,922,126	9.10
2005-06	74	30,090,632	2,588,177	8.60

PUNJAB

1994-95	36	20,975,836	1,771,084	8.44
1995-96	37	16,992,633	1,375,789	8.10
1996-97	37	16,293,237	1,292,912	7.94
1997-98	39	25,905,541	2,065,886	7.97
1998-99	39	26,081,066	2,033,356	7.80
1999-00	37	16,829,610	1,315,637	7.82
2000-01	35	18,068,437	1,437,450	7.96
2001-02	37	25,252,609	2,152,175	8.52
2002-03	38	27,583,062	2,351,102	8.52
2003-04	38	28,604,925	2,599,490	9.09
2004-05	38	22,776,832	2,046,633	8.99
2005-06	40	19,340,641	1,566,047	8.10

SINDH

YEAR	NO. OF MILLS	CANE CRUSHED TONNES	SUGAR MADE TONNES	RECOVERY %
1994-95	24	12,037,995	1,107,880	9.20
1995-96	24	10,341,372	1,008,127	9.75
1996-97	27	10,314,835	1,028,169	9.97
1997-98	27	13,853,107	1,374,477	9.92
1998-99	29	15,095,412	1,353,012	8.96
1999-00	25	10,856,757	996,317	9.18
2000-01	25	10,493,428	968,175	9.23
2001-02	27	10,162,607	940,959	9.26
2002-03	28	12,415,817	1,158,674	9.33
2003-04	28	12,990,824	1,221,268	9.40
2004-05	28	7,915,416	754,458	9.53
2005-06	28	9,182,553	902,907	9.83

N.W.F.P.

1994-95	06	1,179,458	104,136	8.83
1995-96	05	817,429	65,682	8.19
1996-97	04	744,845	57,669	7.74
1997-98	05	1,303,619	108,589	8.33
1998-99	05	1,818,433	144,563	7.95
1999-00	05	1,296,344	102,792	7.93
2000-01	05	847,015	61,163	7.22
2001-02	05	1,293,422	104,611	8.09
2002-03	05	1,787,810	144,917	8.11
2003-04	05	2,065,629	176,252	8.53
2004-05	05	1,409,491	121,034	8.59
2005-06	06	1,567,438	119,223	7.69

TABLE 2
BEET SUGAR PRODUCTION, BEET SLICED,
SUGAR MADE & RECOVERY BY NWFP SUGAR MILLS

YEAR	NO. OF MILLS	BEET SLICED TONNES	SUGAR MADE TONNES	REC. %	MOLASSES MADE TONNES
1994-95	04	193,595	18,371	9.49	7,412
1995-96	03	211,670	20,435	9.65	7,738
1996-97	03	166,875	14,610	8.76	6,115
1997-98	02	81,794	6,267	7.66	3,127
1998-99	03	126,123	10,831	8.59	5,069
1999-00	03	187,478	14,618	7.80	7,750
2000-01	03	226,252	17,276	7.64	8,684
2001-02	03	316,041	29,127	9.23	13,376
2002-03	03	222,063	22,066	9.94	8,490
2003-04	03	250,171	23,797	9.51	8,684
2004-05	02	120,903	11,373	9.41	4,287
2005-06	03	93,518	8,934	9.55	3,404

TABLE 3
CONSOLIDATED SUGAR PRODUCTION IN PAKISTAN
FROM CANE, BEET & RAW (IN TONNES)

YEAR	SUGARCANE	BEET	RAW	TOTAL
1994-95	2,983,104	18,370		3,001,472
1995-96	2,449,598	20,435		2,470,034
1996-97	2,378,751	14,610		2,393,361
1997-98	3,548,953	06,267		3,555,220
1998-99	3,530,931	10,831		3,541,763
1999-00	2,414,746	14,618		2,429,364
2000-01	2,466,788	17,276	531,930	3,015,994
2001-02	3,197,745	29,172	22,111	3,249,029
2002-03	3,652,748	22,066	1,945	3,676,759
2003-04	3,997,010	23,797		4,020,806
2004-05	2,922,126	11,373	182,302	3,115,801
2005-06	2,588,177	8,934	401,396	2,988,507

TABLE 4
MOLASSES PRODUCTION IN PAKISTAN
FROM CANE, RAW & BEET (IN TONNES)

YEAR	PUNJAB	SINDH	NWFP	PAKISTAN
1994-95	1,010,890	592,067	47,994	1,650,952
1995-96	821,298	503,692	36,481	1,361,471
1996-97	798,448	482,636	32,661	1,319,860
1997-98	1,237,940	684,823	56,038	1,978,801
1998-99	1,276,391	760,533	76,670	2,113,595
1999-00	800,536	534,003	62,838	1,397,378
2000-01	901,732	550,605	40,480	1,501,501
2001-02	1,224,905	522,939	75,115	1,822,959
2002-03	1,304,284	656,520	87,313	2,048,117
2003-04	1,351,728	667,160	103,211	2,122,099
2004-05	1,039,937	393,287	64,171	1,497,395
2005-06	937,337	458,050	42,568	1,437,954

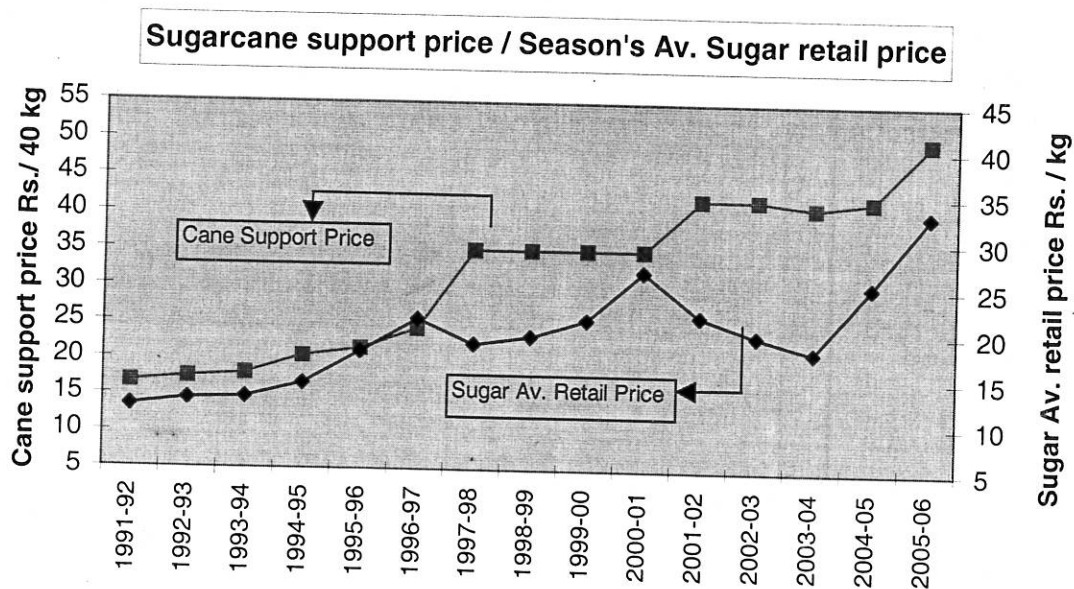
TABLE 5 (1)
SUGARCANE SUPPORT PRICE
MILL-GATE DELIVERY (Per 40 Kg)

YEAR	PUNJAB	SINDH	N.W.F.P	QUALITY PREMIUM
1994-95	20.50	20.75	20.50	0.27
1995-96	21.50	21.75	21.50	0.27
1996-97	24.25	24.50	24.25	0.27
1997-98	35.00	36.00	35.00	0.32
1998-99	35.00	36.00	35.00	0.50
1999-00	35.00	36.00	35.00	0.50
2000-01	35.00	36.00	35.00	0.50
2001-02	42.00	43.00	42.00	0.50 (Indicative price)
2002-03	40.00	43.00	40.00	0.50
2003-04	40.00	41.00	40.00	0.50
2004-05	40.00	43.00	40.00	0.50
2005-06	45.00	60.00	45.00	0.50
2006-07	60.00	67.00	65.00	

TABLE 5(2)
SUGARCANE SUPPORT PRICE IN COMPARISON
WITH SEASON'S AVERAGE RETAIL PRICE

YEAR	PUNJAB	SINDH	NWFP	AV. SUGAR PRICE/KG
1994-95	20.50	20.75	20.50	14.36
1995-96	21.50	21.75	21.50	17.86
1996-97	24.25	24.50	24.25	21.46
1997-98	35.00	36.00	35.00	18.75
1998-99	35.00	36.00	35.00	19.63
1999-00	35.00	36.00	35.00	22.85
2000-01	35.00	36.00	35.00	26.73
2001-02	42.00	43.00	42.00	22.00
2002-03	40.00	43.00	40.00	19.83
2003-04	40.00	41.00	40.00	19.26
2004-05	40.00	43.00	40.00	25.31
2005-06	45.00	60.00	45.00	33.07
2006-07	60.00	67.00	65.00	

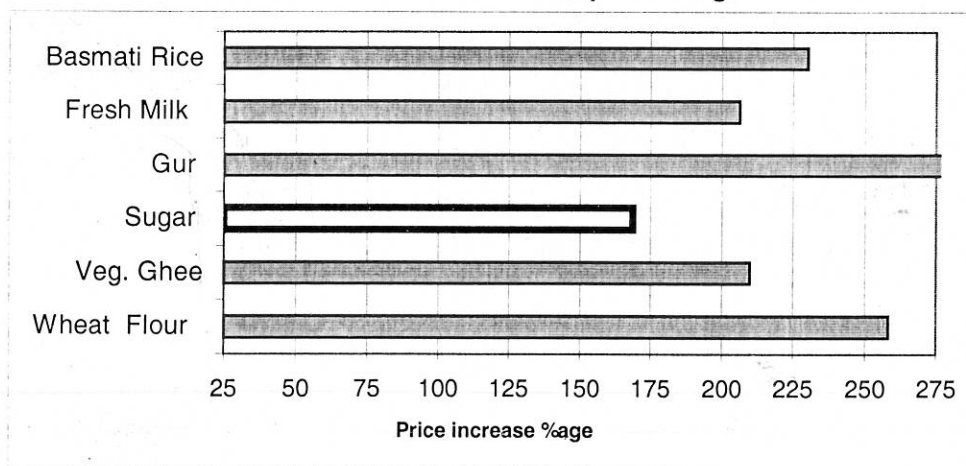
Sugarcane support price is per 40 Kg, Retail Price is Season's Average
Source: MINFAL



Essential Commodities
Retail prices 1990-91 to 2005-06
In Comparison to sugar &
Graph showing % age of price increase in 16 years

Years	Wheat Flour Kg	Veg. Ghee	Sugar	Gur	Fresh Milk	Basmati Rice
1990-91	3.66	19.00	11.26	8.24	7.71	6.10
1991-92	4.20	20.53	11.62	8.67	8.82	6.97
1992-93	4.44	24.08	12.29	10.03	9.90	8.06
1993-94	4.93	29.09	12.91	10.49	11.07	8.77
1994-95	5.78	38.99	13.74	11.07	12.18	9.09
1995-96	5.90	39.38	16.76	14.54	13.67	11.27
1996-97	7.32	42.76	21.26	18.67	15.12	12.85
1997-98	8.64	45.78	19.54	18.91	16.27	13.40
1998-99	8.35	54.00	19.09	17.19	17.71	14.50
1999-00	8.92	49.14	21.11	19.81	17.91	15.71
2000-01	9.80	44.82	27.11	26.31	18.23	15.35
2001-02	9.67	49.20	22.87	23.12	17.92	15.49
2002-03	10.14	55.25	20.77	20.45	18.35	18.07
2003-04	11.53	59.23	18.99	19.85	18.99	19.00
2004-05	13.32	59.98	22.73	23.65	20.91	20.08
2005-06	13.11	58.89	30.26	35.00	23.63	20.14
% age	258.20	209.90	168.70	324.80	206.50	230.20

Price increase percentage



Source :- Economic Survey 2005-06

SUGAR
E/KG

36
86
46
75
63
85
73
00
83
26
31
07

Sugar Av. retail price Rs. / kg

TABLE 6 (1)
MILLWISE SUGARCANE CRUSHING, RAW UTILIZATION
SUGAR PRODUCTION, RECOVERY % AND
MOLASSES PRODUCTION FOR SEASON 2005-2006

	PUNJAB	No. OF DAYS	CANE CRUSHED	PROD. TONNES	REC. %	RAW SUGAR MELTED	PROD. TONNES	G. Total (C + R+B)	MOL. PROD.	Rec %
1	ABDULLAH	126	475,267	39,332	8.28			39,332	23,281	4.90
2	ADAM	124	310,099	24,391	7.86			24,391	14,800	4.77
3	ASHRAF	130	405,649	34,083	8.40			34,083	21,000	5.18
4	BABA FARID	123	326,040	25,191	7.72			25,191	16,287	5.00
5	BROTHERS	117	540,048	44,302	8.21			44,302	25,652	4.75
6	CHANAR	123	426,190	32,648	7.66			32,648	22,320	5.24
7	CHAUDHRY	121	618,621	46,058	7.44			46,058	30,180	4.88
8	CRESCENT	153	286,013	20,487	7.18			20,487	14,347	5.02
9	CSK (PHALIA)	112	343,985	24,002	7.00	20,985	19,585	43,587	16,669	4.85
10	FATIMA	122	487,283	38,533	7.90	65,386	60,809	99,342	22,727	4.66
11	FAUJI	130	315,671	23,767	7.53			23,767	15,467	4.90
12	PECTO	107	387,497	30,358	7.83			30,358	17,057	4.40
13	G.SAMMUNDRI	114	189,417	11,530	6.32			11,530	11,310	5.97
14	HAMZA	129	1,211,865	118,214	9.75	16,874	16,174	134,388	49,293	4.07
15	H.WAQAS	123	424,017	36,116	8.52			36,116	21,450	5.06
16	Hunza (Q.G)	128	410,957	33,544	8.18			33,544	20,640	5.02
17	HUSEIN	124	437,776	36,777	8.40	1,997	1,878	38,655	21,725	4.96
18	INDUS	116	477,881	44,325	9.28			44,325	23,370	4.89
19	ITTEFAQ	124	447,797	36,718	8.20			36,718	20,737	4.63
20	J.D.W	125	1,313,812	137,131	10.44	15,803	15,125	152,256	55,655	4.24
21	KAMALIA	125	799,168	71,308	8.94			71,308	38,248	4.79
22	KASHMIR	121	581,655	48,872	8.44			48,872	27,240	4.68
23	KOHINOOR	127	396,044	29,642	7.48	4,454	4,219	33,861	21,058	5.32
24	LAYYAH	118	655,511	51,790	7.90	5,407	5,139	56,929	27,960	4.27
25	MADINA ENTER.	47	132,598	8,335	6.45	17,051	15,857	24,192	9,159	6.91
26	NATIONAL	124	309,119	21,383	6.92			21,383	14,424	4.67
27	NOON	130	278,181	18,635	6.71	6,361	6,024	24,659	15,769	5.67
28	PAHRIANWALI	118	315,305	22,004	6.98			22,004	17,320	5.49
29	PATTOKI	131	432,578	36,279	8.40	4,500	4,275	40,554	19,746	4.56
30	PUNJAB	134	363,171	32,267	8.88			32,267	15,982	4.40
31	RAMZAN	120	623,648	44,036	7.06			44,036	30,630	4.91

32	SHAHTAJ	120	627,054	46,776	7.46	7,425	6,905	53,681	33,627	5.36
33	SHAKARGANJ - I	165	919,660	66,778	7.28	96,506	89,751	156,529	50,542	5.50
34	SHAKARGANJ -II	146	368,888	22,405	6.19			22,405	20,466	5.55
35	SHEIKHOO	130	586,133	43,852	7.48			43,852	29,630	5.06
36	TANDLIANWALA	143	710,485	54,440	7.66	21,742	20,440	74,880	36,850	5.19
37	UNITED	115	512,844	50,256	9.80			50,256	23,235	4.53
38	YOUSAF	131	466,973	33,104	7.10			33,104	25,215	5.40
Non- Members										
39	CHISHTIA	120	340,000	20,000	6.76			20,000	12,200	3.59
40	MAKKAH	139	85,742	6,379	7.45			6,379	4,070	4.75
TOTAL 2005-2006		PUN.	19,340,641	1,566,047	8.10	284,491	266,181	1,832,228	937,337	4.85
TOTAL 2004-2005			22,776,832	2,046,633	8.99	145,754	135,697	2,182,330	1,039,937	4.57

MOL. PROD.	Rec %
23,281	4.90
14,800	4.77
21,000	5.18
16,287	5.00
25,652	4.75
22,320	5.24
30,180	4.88
14,347	5.02
16,669	4.85
22,727	4.66
15,467	4.90
17,057	4.40
11,310	5.97
49,293	4.07
21,450	5.06
20,640	5.02
21,725	4.96
23,370	4.89
20,737	4.63
55,655	4.24
38,248	4.79
27,240	4.68
21,058	5.32
27,960	4.27
9,159	6.91
14,424	4.67
15,769	5.67
17,320	5.49
19,746	4.56
15,982	4.40
30,630	4.91

TABLE 6 (2)

**MILLWISE SUGARCANE CRUSHING
SUGAR PRODUCTION, RECOVERY AND
MOLASSES PRODUCTION FOR SEASON 2005-2006**

S.No.	N.W.F.P	No. of Days	Cane Crushing	Sugar Production	Rec. %	Molasses Production
1	BANNU	93	131,121	10,317	7.80	6,160
2	CHASHMA	115	579,512	44,295	7.64	28,134
3	FRONTIER	76	9,628	488	7.68	259
4	KHAZANA	87	71995	6,029	8.37	3,199
5	PREMIER	83	45,367	2,961	7.14	1,412
6	TANDLIANWALA		729,815	55,134	7.50	
TOTAL 2005-2006		NWFP	1,567,438	119,223	7.69	39,164
TOTAL 2004-2005		NWFP	1,409,491	121,034	8.59	59,884

TABLE 6 (3)
MILLWISE SUGARCANE CRUSHING, RAW UTILIZATION
SUGAR PRODUCTION, RECOVERY % AND
MOLASSES PRODUCTION FOR SEASON 2005-2006

	SINDH	No. OF DAYS	CANE CRUSHED	PROD. TONNES	REC. %	RAW SUGAR MELTED	PROD. TONNES	G. Total (C + R+B)	MOLASSES PROD.	
1	AL-ABBAS	120	431,259	44,462	10.30	2,438	2,293	46,755	23,467	5.44
2	AL-ASIF	106	177,989	17,387	9.76	3,876	3,644	21,031	8,890	4.99
3	AL-NOOR	126	662,200	62,722	9.47	8,460	7,980	70,702	32,142	4.85
4	ANSARI	114	485,294	49,520	10.20			49,520	24,430	5.03
5	ARMYWELFARE	106	227,394	23,535	10.35			23,535	11,125	4.89
6	BAWANY	112	358,762	35,926	10.02	17,515	16,500	52,426	18,086	5.04
7	DEWAN	111	441,745	44,950	10.18	22,469	21,215	66,165	23,162	5.24
8	DEWAN KHOSKI	108	280,379	29,380	10.48	9,919	9,365	38,745	13,972	4.98
9	DIGRI	120	362,559	37,342	10.28			37,342	18,485	5.10
10	FARAN	119	579,683	56,041	9.65	17,022	16,086	72,127	30,848	5.32
11	HABIB	123	536,644	52,302	9.75	29,561	28,228	80,530	25,371	4.73
12	KHAIRPUR	132	329,855	28,706	8.70			28,706	16,322	4.95
13	LARR	112	239,342	24,448	10.21			24,448	11,511	4.81
14	MATIARI	116	341,295	33,633	9.85			33,633	16,625	4.87
15	MEHRAN	114	496,873	47,296	9.46	4,553	4,280	51,576	25,145	5.06
16	MIRPURKHAS	118	379,618	39,910	10.51	3,660	3,495	43,405	18,549	4.89
17	MIRZA	92	147,279	14,612	9.87			14,612	7,254	4.93
18	NAUDERO	94	87,105	8,006	9.19			8,006	4,202	4.82
19	PANGRIO	101	151,210	15,495	10.24			15,495	6,520	4.31
20	RANIPUR	127	292,541	25,864	8.84			25,864	13,876	4.74
21	SAKRAND	105	327,376	30,380	9.28			30,380	16,690	5.10
22	SANGHAR	126	419,498	39,837	9.42			39,837	19,775	4.71
23	SERI	161	276,921	27,288	9.85	10,160	9,420	36,708	14,048	5.07
24	SHAHMURAD	105	321,769	31,641	9.88	10,440	9,814	41,455	16,877	5.25
25	SINDABADGAR	120	325,087	33,887	10.42			33,887	15,232	4.69
26	T.M. KHAN	110	193,762	17,873	9.59	3,146	2,895	20,768	9,409	4.86
	Non- Members									
27	NAJMA	74	129,244	12,465	9.65			12,465	6,530	5.05
28	THARPARKAR	95	179,870	18,003	10.00			18,003	9,505	5.28
	TOTAL 2005-2006	SINDH	9,182,553	902,907	9.83	143,219	135,215	1,038,122	458,050	4.99
	TOTAL 2004-2005		7,915,416	754,458	9.53	49,322	46,605	801,064	393,287	4.97

TABLE 6 (4)

MILL-WISE BEET SLICING,
SUGAR PRODUCTION, RECOVERY AND
MOLASSES PRODUCTION FOR SEASON 2005-2006

	NWFP	No. of Days	Beet sliced	Production Tonnes	Rec. %	Total Moi. Production
1	FRONTIER	Non-operating				
2	KHAZANA	19	40,345	4,019	10.00	1,522
3	PREMIER	24	53,173	4,915	9.10	1,882
TOTAL 2005-2006		NWFP	93,518	8,934	9.55	3,404
TOTAL 2004-2005		NWFP	120,903	11,373	9.41	4,287

MOLASSES PROD.	
23,467	5.44
8,890	4.99
32,142	4.85
24,430	5.03
11,125	4.89
18,086	5.04
23,162	5.24
13,972	4.98
18,485	5.10
30,848	5.32
25,371	4.73
16,322	4.95
11,511	4.81
16,625	4.87
25,145	5.06
18,549	4.89
7,254	4.93
4,202	4.82
6,520	4.31
13,876	4.74
16,690	5.10
19,775	4.71
14,048	5.07
16,877	5.25
15,232	4.69
9,409	4.86
6,530	5.05
9,505	5.28
458,050	4.99
393,287	4.97

TABLE 6(5)
PROVINCE-WISE TOTAL PRODUCTION OF PAKISTAN
SUMMARY 2005-2006

	CANE CRUSHED	RAW UTILIZED	BEET SLICED	SUGAR PRODUCTION			TOTAL SUGAR	MOL. C+R+B
				(Cane)	(Raw)	(Beet)		
PUNJAB	19,340,641	284,491	NIL	1,566,047	266,181	NIL	1,832,228	937,337
SINDH	9,182,553	143,219	NIL	902,907	135,215	NIL	1,038,122	458,050
NWFP	1,567,438	NIL	93,518	119,223	NIL	8,934	128,157	42,568
Total 2005-2006	30,090,632	427,710	93,518	2,588,177	401,396	8,934	2,998,507	1,437,954
Total 2004-2005	32,101,739	195,076	120,903	2,922,126	182,302	11,373	3,115,801	1,497,395

TABLE 7(1)
ESTIMATED GUR EQUIVALENT PRODUCTION
FROM SUGARCANE NOT MILLED AFTER 15% DEDUCTION
FOR SEED, FODDER AND WASTAGE ETC.

YEAR	GUR EQUIVALENT	
1990-91	853,800	Tonnes
1991-92	600,100	Tonnes
1992-93	688,000	Tonnes
1993-94	653,400	Tonnes
1994-95	827,100	Tonnes
1995-96	875,000	Tonnes
1996-97	709,400	Tonnes
1997-98	346,485	Tonnes
1998-99	332,990	Tonnes
1999-00	511,470	Tonnes
2000-01	649,623	Tonnes
2001-02	354,341	Tonnes
2002-03	208,672	Tonnes
2003-04	175,833	Tonnes
2004-05	416,611	Tonnes
2005-06	642,393	Tonnes

Note: * Gur equivalent is based on 8.5% recovery.
 * These are not Gur production figures.
 * (Recovery rate of Gur is 13.5-14.5%)

TABLE 7(2)

**SWEETENER CONSUMPTION IN PAKISTAN
SUGAR + GUR EQUIVALENT**

Sugar Year	Population Millions	SUGAR CONSUMPTION M.T		Gur Equivalent	Total Sweetener	Sweetener kg per capita
		Year's	Kg Per Capita			
1995-96	125.87	2.797	22.22	0.875	3.672	29.17
1996-97	126.90	2.812	22.16	0.709	3.521	27.75
1997-98	129.97	3.004	23.11	0.346	3.350	25.78
1998-99	133.01	3.039	22.85	0.333	3.372	25.35
1999-00	135.90	3.172	23.34	0.511	3.683	27.10
2000-01	140.36	3.055	21.77	0.649	3.704	26.39
2001-02	143.17	3.252	22.71	0.354	3.606	25.19
2002-03	145.95	3.483	23.86	0.208	3.691	25.29
2003-04	148.72	3.855	25.92	0.174	4.029	27.09
2004-05	152.53	3.941	25.83	0.416	4.357	28.56
2005-06	153.45	3.846	25.06	0.642	4.488	29.24

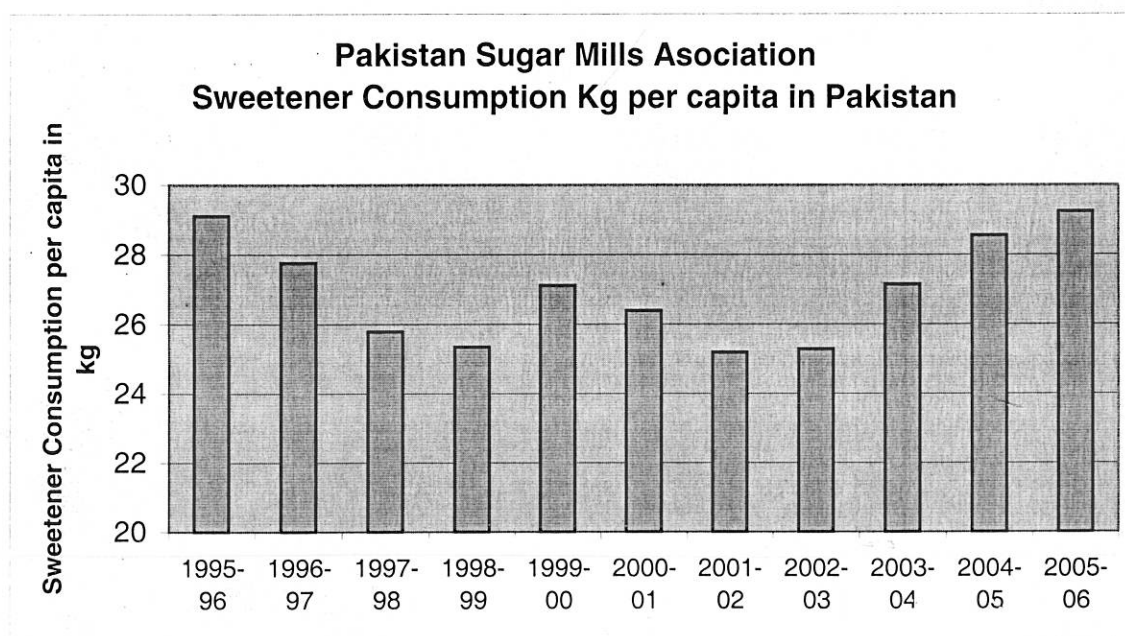


TABLE 8
SUGARCANE PLANTATION AREA, PRODUCTION, YIELD
AND UTILIZATION OF SUGARCANE BY SUGAR MILLS

PAKISTAN YEAR	AREA HECTARES	PRODUCTION TONNES	YIELD PER HECTARE	UTILIZATION % BY SUGAR MILLS
1994-95	1,009,000	47,168,400	46.75	72.49
1995-96	963,100	45,229,700	47.00	62.24
1996-97	964,500	41,998,400	43.54	65.13
1997-98	1,056,200	53,104,200	50.28	77.32
1998-99	1,155,100	55,191,100	47.78	77.90
1999-00	1,009,800	42,000,000	41.59	69.00
2000-01	960,000	43,620,000	45.41	67.47
2001-02	999,700	48,041,000	48.06	76.33
2002-03	1,099,700	52,049,000	47.33	80.28
2003-04	1,074,700	53,800,000	50.00	81.19
2004-05	966,600	43,533,000	45.04	73.74
2005-06	906,980	44,292,000	48.80	67.94
PUNJAB				
1994-95	656,700	28,268,000	43.00	74.20
1995-96	605,600	26,880,000	44.40	63.22
1996-97	604,200	24,010,200	39.74	67.86
1997-98	685,300	32,110,600	46.86	80.67
1998-99	780,300	33,382,800	42.78	78.12
1999-00	672,100	25,000,000	37.20	67.32
2000-01	615,000	26,740,000	43.48	67.57
2001-02	657,000	31,803,000	48.40	79.40
2002-03	735,000	33,169,000	45.12	83.15
2003-04	709,000	34,419,000	49.00	83.10
2004-05	645,000	29,332,000	45.47	77.65
2005-06	625,200	28,949,000	46.30	66.81

SINDHON %
MILLS

YEAR	AREA HECTARES	PRODUCTION TONNES	YIELD PER HECTARE	UTILIZATION % BY SUGAR MILLS
1994-95	249,700	14,310,300	57.30	84.12
1995-96	254,400	13,737,200	54.00	75.28
1996-97	251,200	13,110,600	52.19	78.68
1997-98	261,600	15,990,600	61.16	86.58
1998-99	270,800	17,050,700	62.96	88.53
1999-00	230,600	12,100,000	51.27	83.99
2000-01	239,000	12,050,000	50.42	87.08
2001-02	241,000	11,416,000	47.37	89.90
2002-03	259,000	13,798,000	53.27	89.98
2003-04	260,000	14,612,000	56.00	88.90
2004-05	215,000	9,357,000	43.52	84.59
2005-06	183,180	11,243,000	61.40	81.67

N.W.F.P

1994-95	102,100	4,562,200	44.70	25.86
1995-96	102,500	4,583,000	44.70	17.84
1996-97	108,400	4,841,600	44.66	15.38
1997-98	108,600	4,956,500	45.64	26.30
1998-99	103,300	4,719,500	45.68	38.53
1999-00	106,300	4,900,000	46.10	26.40
2000-01	106,000	4,800,000	45.28	17.64
2001-02	101,000	4,787,000	47.40	26.94
2002-03	105,000	5,049,000	48.08	35.40
2003-04	105,000	4,745,000	45.00	43.53
2004-05	106,000	4,816,000	45.43	29.26
2005-06	98,600	4,100,000	41.60	38.23

BALUCHISTAN

1994-95	500	27,900	55.80	-
1995-96	600	29,500	49.20	-
1996-97	700	36,000	51.43	-
1997-98	700	37,500	53.57	-
1998-99	700	38,100	54.40	-
1999-00	800	43,400	54.20	-
2000-01	600	30,000	50.00	-
2001-02	700	35,000	50.00	-
2002-03	700	33,000	47.14	-
2003-04	700	34,000	48.57	-
2004-05	600	27,960	46.60	-
2005-06	Not Available			

SOURCE: Federal Bureau of Statistics.
MINFAL

TABLE 9
IMPORT OF REFINED SUGAR

YEAR	QUANTITY TONNES	VALUE IN "000" RS.	AVERAGE PRICE RS. PER TONNE.
1994-95	5,188	68,761	13,254
1995-96	3,214	50,239	15,631
1996-97	681,083	9,861,825	14,480
1997-98	10,990	1,685,859	15,189
1998-99	10,097	152,591	15,113
1999-00	66,627	769,179	11,545
2000-01	930,142	14,488,243	15,576
2001-02	85,037	1,472,326	17,314
2002-03	8,315	152,746	18,370
2003-04	11,398	188,509	16,539
2004-05	266,707	5,288,976	19,606
2005-06	1,527,322	37,365,929	24,465

TABLE 9 (A)
IMPORT OF RAW SUGAR

YEAR	QUANTITY TONNES	VALUE IN RS. "000"	AVERAGE PRICE RS. PER TONNE.
1994-95	195		
1995-96	137		
1996-97	147,482		
1997-98	36,469		
1998-99	548		
1999-00	127	2,101	16,543
2000-01	525,326	8,261,345	15,726
2001-02	500	7,172	14,344
2002-03	607		
2003-04	264		
2004-05	185,604		
2005-06	472,039	7,794,642	16,512

Data in Table 9 and 9 (A) for fiscal year
Source: Federal Bureau of Statistics

TABLE 10
EXPORT OF SUGAR

YEAR	QUANTITY TONNES	VALUE IN RS. "000"	AVERAGE PRICE RS. PER TONNE.
1993-94	121,565	1,204,964	9,912
1994-95	315,886	3,770,558	11,936
1995-96	29,134	350,066	12,016
1996-97	-	-	-
1997-98	210,632	2,897,750	13,757
1998-99	906,602	11,549,170	12,739
1999-00	-	-	-
2000-01	-	-	-
2001-02	-	-	-
2002-03	45,669	627,949	13,750
2003-04	116,175	1,589,210	13,679
2004-05	54,771	1,028,710	18,782
2005-06	61,047	1,590,555	26,055

TABLE 11

EXPORT OF MOLASSES

YEAR	QUANTITY TONNES	VALUE IN RS. "000"	AVERAGE PRICE RS. PER TONNE.
1994-95	769,636	1,213,545	1,576.78
1995-96	806,399	1,852,514	2,297.26
1996-97	1,056,134	2,021,755	1,914.30
1997-98	1,359,328	2,542,504	1,870.41
1998-99	1,688,505	1,802,899	1,067.75
1999-00	1,748,000	2,200,000	1,258.58
2000-01	1,190,012	2,456,573	2,064.32
2001-02	1,607,380	3,898,800	2,425.56
2002-03	1,272,630	2,652,975	2,084.63
2003-04	1,457,283	2,698,964	1,852.05
2004-05	1,151,431	4,297,617	3,732.00
2005-06	497,161	2,612,342	5,255.00

Data in Table 10 and 11 for fiscal year
Source: Federal Bureau of Statistics

TABLE 12

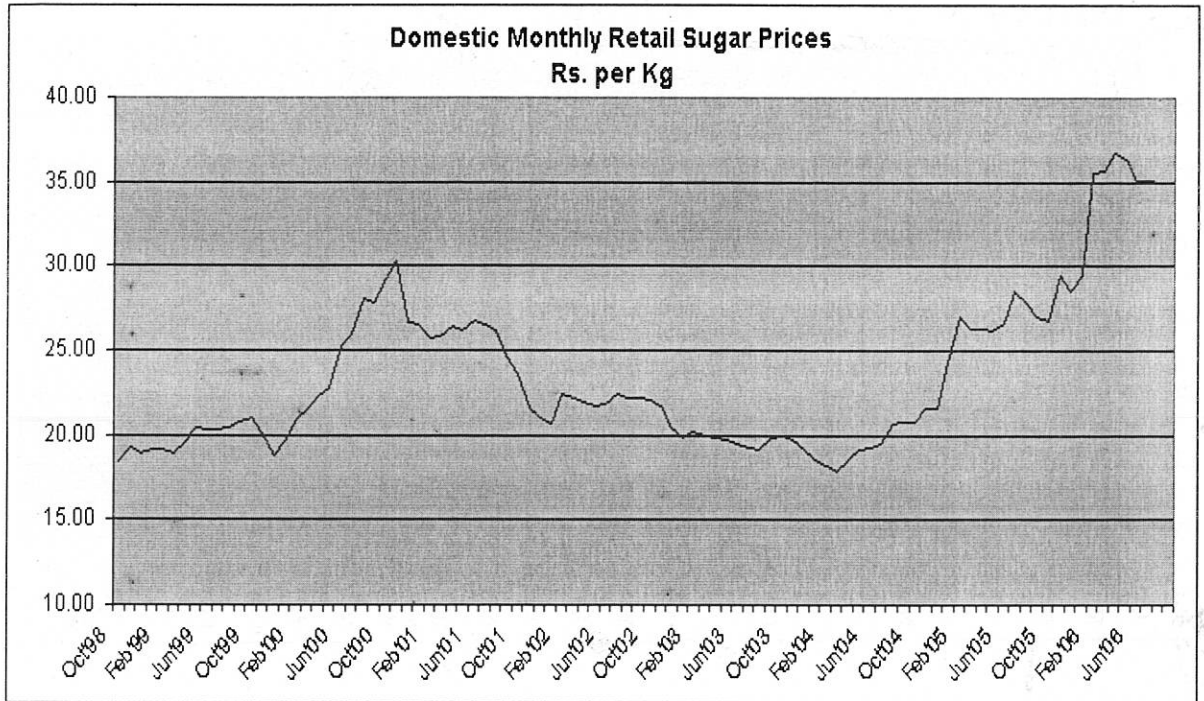
EXPORT OF FERMENTATION ETHYL ALCOHOL
(NOT DENATURED)

YEAR	QUANTITY LTRS.	VALUE RS."000"	AVERAGE PRICE PER LTR.
1994-95	6,050,200	68,137	11.26
1995-96	1,166,000	16,856	14.45
1996-97	1,232,145	18,273	14.83
1997-98	4,107,000	69,646	16.96
1998-99	6,722,000	115,788	17.22
1999-00	7,608,000	136,364	17.92
2000-01	10,061,000	208,082	20.68
2001-02	14,594,000	341,438	23.39
2002-03	16,341,575	342,658	20.96
2003-04	35,921,065	692,840	19.29
2004-05	36,669,688	1,067,445	29.00
2005-06	33,789,535	1,066,048	32.00

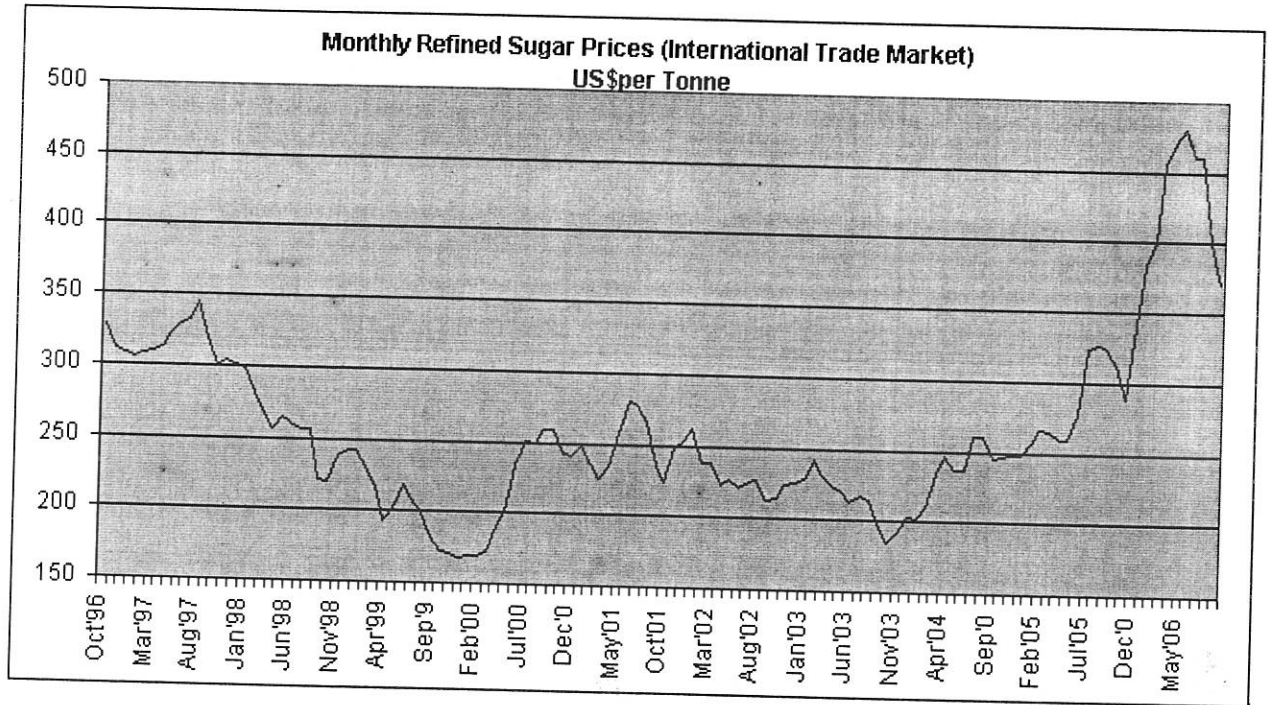
Data is for Fiscal Year.

Source : Federal Bureau of Statistics

**OTHER NATIONAL & INTERNATIONAL
DATA & GRAPHS**



Months	1998-99	1999-00	2000-01	2001-02	2002-03	2003-04	2004-05	2005-06
October	18.41	21.06	29.19	23.60	22.04	19.93	20.78	26.71
November	19.30	20.12	30.24	21.58	21.70	19.67	21.62	29.50
December	18.90	18.76	26.68	21.05	20.39	19.17	21.63	28.47
January	19.13	19.66	26.51	20.68	19.83	18.53	24.35	29.49
February	19.10	20.91	25.70	22.41	20.20	18.16	27.00	35.56
March	18.96	21.48	25.80	22.22	19.97	17.85	26.33	35.61
April	19.55	22.31	26.41	21.91	19.83	18.52	26.27	36.77
May	20.40	22.82	26.16	21.70	19.71	19.10	26.15	36.32
June	20.34	25.26	26.75	21.78	19.52	19.27	26.60	34.91
July	20.26	25.93	26.51	22.44	19.29	19.49	28.54	35.06
August	20.41	28.05	26.17	22.14	19.14	20.62	27.85	34.98
September	20.79	27.81	24.67	22.17	19.80	20.75	26.97	33.43
Average	19.63	22.85	26.73	21.97	20.12	19.26	25.34	33.07



Months	1998-99	99-2000	2000-01	2001-02	2002-03	2003-04	2004-05	2005-06
October	220.45	173.05	259.25	224.63	214.76	184.95	247.18	311.84
November	237.65	170.41	242.94	248.45	224.00	191.43	248.43	288.26
December	241.83	167.76	241.39	253.96	225.95	203.00	247.46	329.98
January	242.27	169.75	248.45	261.89	228.00	201.87	256.42	383.10
February	231.47	169.09	234.78	238.09	242.00	210.28	266.65	440.51
March	217.14	172.61	226.18	238.31	231.42	233.54	265.23	450.92
April	193.78	190.91	233.89	222.43	223.56	246.64	258.71	471.02
May	201.27	199.73	258.15	227.28	219.37	236.76	259.02	481.07
June	218.91	234.34	279.53	220.77	212.82	236.50	277.90	461.46
July	208.77	250.87	277.77	225.81	217.03	260.50	324.10	460.63
August	199.29	248.89	266.30	227.31	215.06	260.16	326.25	400.16
September	182.53	258.81	234.99	213.52	197.50	245.21	323.25	370.00

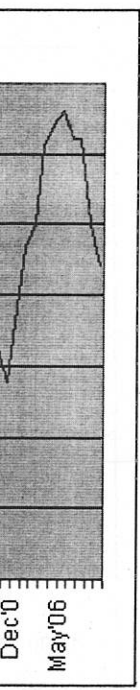
Av. Retail

Price

216.28	200.52	250.30	233.54	220.96	225.90	275.05	404.08
--------	--------	--------	--------	--------	--------	--------	--------

Source:

"LIFFE London / ISO



5	2005-06
	311.84
	288.26
	329.98
	383.10
	440.51
	450.92
	471.02
	481.07
	461.46
	460.63
	400.16
	370.00

404.08

World Cane Sugar Top Producing Countries ESTIMATE 2006-07

		1000 Tonnes Raw Value						
S.No.	Name	06-07 Est.	05-06	04-05	03-04	02-03	01-02	RANKING
1	Argentina	2,300	2,165	1,857	1,920	1,733	1,631	13
2	Australia	5,140	5,450	5,528	5,314	5,609	4,778	6
3	Brazil	31,300	27,815	28,266	26,359	23,652	20,322	1
4	China	10,100	8,704	9,216	10,256	10,217	8,177	3
5	Colombia	2,407	2,359	2,683	2,740	2,646	2,523	11
6	Cuba	1,450	1,170	1,300	2,520	2,251	3,706	15
7	Egypt	1,191	1,165	1,139	1,089	1,141	1,061	16
8	Guatemala	2,120	1,847	2,103	1,995	1,847	1,887	14
9	India	25,000	20,870	13,795	14,736	21,897	20,139	2
10	Indonesia	2,500	2,437	2,236	1,779	1,912	1,865	9
11	Mexico	5,500	5,468	6,002	5,359	5,345	5,172	5
12	Pakistan	3,700	2,813	3,176	4,344	3,973	3,508	7
13	Philippines	2,318	2,213	2,226	2,420	2,237	1,965	12
14	South Africa	2,410	2,522	2,318	2,297	2,751	2,290	10
15	Thailand	7,000	5,160	5,427	7,281	7,670	6,494	4
16	U.S.A	3,236	2,708	2,962	3,590	3,595	3,621	8
World Sugar Production 2006-07 Est.								
	Cane Sugar Production				122,730,000	Tonnes		
	Beet Sugar Production				34,890,000	"		
	Total Production Est.				157,620,000	"		
Note: Prod. Ranking based on (2006-07 1st Est.)								
* Source:- F.O. Licht's Oct06 (1st Est.)								
* Production in Raw Value								

**FORMER CHAIRMEN OF
PAKISTAN SUGAR MILLS ASSOCIATION**

1965-1966	Dr. S.M. Momen
1966-1967	Colonel Muzaffar Khan
1967-1968	Mr. M Hussain
1968-1969	Nawabzada M. Munir Khan
1969-1970	Mr. Hussain
1970-1971	Mr. Khaliq Dar Noon
1971-1972	Mr. Ahmed Ibrahim
1972-1973	Mr. Taj Muhammad Khanzada
1973-1974	Ch. Bashir Ahmed
1974-1975	Mr. M. Akram
1975-1976	Mr. Taj Muhammad Khanzada
1976-1977	Mr. Mian Bashir Ellahi
1977-1978	Mr. M. Akram
1978-1979	Mr. Taj Muhammad Khanzada
1979-1980	Malik Manzoor Hayat Noon
1980-1982	Mr. M. Akram
1982-1983	Mr. Taj Muhammad Khanzada
1983-1984	Mr. Altaf M. Saleem
1984-1985	Mr. M. Akram
1985-1986	Mr. Taj Muhammad Khanzada
1986-1987	Mr. Altaf M. Saleem
1988-1990	Mr. M. Akram
1990-1992	Syed Abbas Shah
1992-1994	Mr. Altaf M. Saleem
1994-1996	Mr. Ismail Zakaria
1996-1998	Mr. Abbas Sarfaraz Khan
1998-2000	Mr. S. M. Tahir
2000-2002	Mr. Ashraf W. Tabani
2002-2004	Mr. Iskander M Khan
2004-2006	Ch. M Zaka Ashraf
2006-2008	Mr. Shunaid Qureshi

ZONWISE LIST OF SUGAR MILLS LOCATION AND DISTRICT

PUNJAB ZONE

Mills Name & Address	Tel & Fax	Mills Location/ Dist.
Abdullah Sugar Mills Ltd., 103/B-1, M.M. Alam Road, Lahore	Fx. (042)-5714074-5 (042)-5758467	Depalpur Okara
Adam Sugar Mills Ltd., 345-A/1, Gulberg-III Opp: Wyeth Laboratories, Lahore	Fx. (042)-575216 (021)-2417812-7 (021)-2427560 (042)-5757216	Chistian Bahawalnagar
Ashraf Sugar Mills Ltd., 128 Tufail Road, Lahore Cantt.	Fx. (042)-6655002-3 (042)-6653515	Ashrafabad Bahawalpur
Baba Farid Sugar Mills Ltd., Room # 101 & 102, 1 st Floor Panorama Centre, Raja Ghazanfar Ali Road Karachi	Fx. (021)-5682178 (021)- 5684709	Okara Okara
Brother Sugar Mills Ltd., 135-Upper Mall, Lahore.	Fx. (042)-5757013-6 (042)-5710417	Chunian Kasur
Chanar Sugar Mills Ltd., 194-Abu Bakar Block, New Garden Town Lahore	Fx. (042)-5868077-9 (042)-5862264	Faisalabad
Chaudhry Sugar Mills Ltd., 80-A, Abu Bakar Block, New Garden Town, Lahore	Fx. (042)-5858135 -6 (042)-5858477	Gojra Toba Tek Singh
Crescent Sugar Mills Ltd., New Lahore Road, P.O Box # 11 Nishatabad, Faisalabad	Fx. (041)-8750363 (041)-8750366	Nishtabad Faisalabad

Mills Name & Address	Tel & Fax	Mills Location / Dist.
CSK (Phalia) Sugar Mills Ltd., 182- Abubakar Block New Garden Town, Lahore	(042) 111-666-647 Fx. (042)-5845525	Phalia Mandi Bahauddi
Etihad Sugar Mills Ltd., 216, Upper Mall, Bawa Park, Lahore	(042)-5877921-23 Fx. (042)-5712293	Karamabad Rahimyar Khan
Fatima Sugar Mills Ltd., 2 nd Floor, Trust Plaza, Opp. Telephone Exchange LMQ Road, Multan.	(061)-4546318 (061)-4546218 Fx. (061)- 4511677/4584288	Kot Addu Muzafargarh
Fauji Sugar Mills Ltd., (Sangla Hills) Sangla Hills Sheikhupura	(056)-3700069-70 Fx. (056)-370544	Sangla Hill Sheikhupura
Fecto Sugar Mills Ltd., 1 st Floor Nawa-I- Waqt Building 4- Shahrae Fatima Jinnah, Lahore	(042)-6368671 Fx. (042)-6306747	Darya Khan Bhakhar
Gojra Samundri Sugar Mills Ltd., Monnoo House,3 Montgomery Road, Lahore	(042)-6312978-9 Fx. (042)-6312982	Gojra Faisalabad
Hamza Sugar Mills Ltd., A/22, S.I. T. E. Maripur Road Karachi	(021)-2561101-4 Fx. (021)-2561873	Jetha Butta Rahimyar Khan
Haseeb Waqas Sugar Mills Ltd., 103/ B-1, M. M Alam Road Gulberg III Lahore	(042)-5714074-5 Fx. (042)-5758467	Nankana Sahib Sheikhupura
Hunza (Qand Ghar) Sugar Mills 31/7-A, Abubakar Block, Garden Town Lahore.	042-7533135 042-111-161-161 FX. 042-5882945/5862245	Shahkot Faisalabad

/ Dist.	Mills Name & Address	Tel & Fax	Mills Location / Dist.
ahauddi	Husein Sugar Mills Ltd., 30-A/E-1, old FCC Gulberg III, Back to Gaddafi Stadium, Lahore	Fx. (042)-5762089-90 (042)-5712680	Jaranwala Faisalabad
ad r Khan	Indus Sugar Mills 93-B, New Muslim Town, Lahore	Fx. (042)-5882801-2 (042)-5835180	Kot Bahadur Rajan Pur
arh	Ittefaq Sugar Mills Ltd., 40-B 11, Gulberg III, Lahore	Fx. (042)-5765021-6 (042)-5759546	Pakpattan Pakpattan
ill ura	JDW Sugar Mills Ltd., 17, Abid Majeed Road, Lahore -Cantt	Fx. (042)-6664891-2 (042)-6654490	Mouza Shirin Rahimyar Khan
an	Kamalia Sugar Mills Ltd., C/o Punjab Beverages Co. Pvt. Ltd Nisar Colony, Samundri Road Faisalabad	Fx. (041)-8660270/6682935 (042)-8660700	Kamalia Toba Tek Singh
d	Kashmir Sugar Mills Ltd., 40-B,11 Gulberg III, Lahore	Fx. (042)-5765021-6 (042)-5759546	Shorkot Jhang
tta Khan	Kohinoor Sugar Mills Ltd., 29-G, Gulberg II, Lahore	Fx. (042)-5750174 (042)-5710972	Jauharabad Khushab
ra	Layyah Sugar Mills Ltd., 17- G, Gulberg III, Lahore	Fx. (042)-6688783/5864605 (042) 5883220 (042)5883219	Layyah Layyah
d	Madina Enterprises Ltd. Gate # 3, The University of Faisalabad Sargodha Road, Faisalabad	Fx. (041)-8869891-5 (041)-8869899	Bhalwal Sargodha
	National Sugar Mills Ltd., 146 M, Gulberg III Lahore	Fx. (042)-5835517 / 5838480 (042)-5838400	Bhalwal Sargodha

Mills Name & Address	Tel & Fax	Mills Location / Dist.
Noon Sugar Mills Ltd., 6 th Floor, EFU Building Jail Road Lahore	Fx. (042)-5715845-8 (042)-5715698	Bhalwal Sargodha
Pahrianwali Sugar Mills Ltd., F- 1/14, Canal Cottage New Muslim Town, Lahore	Fx. (042)-5861370 (042)-5868780 (042)-5868547	Lalian Jhang
Pattoki Sugar Mills Ltd., T-09 , 3 rd Floor, Hafeez Centre, 75-E /1, Gulberg III Lahore	Fx (042)-5711061-5 (042) 5711068.	Pattoki Kasur
Punjab Sugar Mills Ltd., 20- E -I (C) Gulberg – III Lahore	Fx. (042)-5712487-8 (042)-5710879	Mian Channu Khanewal
Ramzan Sugar Mills Ltd., 7- A New Muslim Town Lahore	Fx. (042)-5857234-5 (042)-5857232	Chiniot Jhang
Shahtaj Sugar Mills Ltd., 72/C-1, Gulberg III Lahore	Fx. (042)-5710482-4 (042) 5711904	Mandi Bahauddin Gujrat
Shakarganj Mills Ltd., Management House 22, Civil Line, Jhang.	Fx. (047)-7614971-3 (047)-7620272	Jhang Jhang
Shakarganj -II Mills Ltd., Management House 22, Civil Line, Jhang.	Fx. (047)-7614971-3 (047)-7620272	

/ Dist.

Mills Name & Address

Tel & Fax

Mills Location / Dist.

Shekhoo Sugar Mills Ltd.,
11-Commercial Area,
L.C.C.H.S, Lahore , Cantt

Fx. (042)-5728904-6
(042)-5728904

Kot Adu
Muzafargarh

Tandlianwala Sugar Mills Ltd.,
32-N, Gulberg-II
Industrial Area, Lahore

Fx. (042)-5715081-6
(042)-5710605 / 02

Kanjwani
Faisalabad

United Sugar Mills Ltd.,
17, Abid Majeed Road
Lahore Cantt.

Fx. (042)- 6664891-2
(042)-6654490

Sadiqabad
Rahim Yar Khan

Yousaf Sugar Mills Ltd.,
103-/B-1, M.M. Alam Road,
Lahore

Fx. (042)-5714074-5
(042)-5758467

Shahpur
Sargodha

Chishtia Sugar Mills Ltd.,
88 - A, Canal Park,
Gulberg - II, Lahore.

Fx. (042)-5755175-6
(042)-5752124-6
(042)-5760329

Sillanwali
Sargodha

Gunj Buksh(Pasrur) Sugar Mills Ltd.,
88 - A, Canal Park,
Gulberg-II, Lahore.

Fx. 042-5752123
(042)-5760329

Pasrur
Sailkot

Makkah Sugar Mills Ltd.,
90-B/3 Canal Park
Gulberg-II, Lahore

FX. (042)-5879443-4
(042)-5758777

Manga Road
Kasur

SINDH ZONE

Mills Name & Address

Tel & Fax

Mills Location / Dist.

Al-Abbas Sugar Mills Ltd.,
Pardeis House, Survey # 2/1,
R.Y - 16, Old Queen Road,
Karachi

Fx. 021-2470220-29
021-2470090/2470209

Mirwah Gorchani
Mirpurkhas

Mills Name & Address	Tel & Fax	Mills Location / Dist.
Al-Asif Sugar Mills Ltd., 4 th Floor, Bank House No.2 Habib Square, M.A. Jinnah Road, Karachi	Fx. 021-2427216/2410885 021- 2429092	Garho Thatta
Al-Noor Sugar Mills Ltd., 96-A, Sindhi Muslim Society, Karachi	Fx. 021-4550161-63 021-4551990 / 4559863 021-4556675/4551370	Taluka Moro Nawabshah
Ansari Sugar Mills Ltd., 41-K, Block 6, P.E.C.H.S, Karachi-75400	Fx. 111-484-848 021-4531105 / 4531642 021-4546456, 4535374	Matli Hyderabad
Army Welfare Sugar Mills Badin	Fx. (0297) 861205, (0297) 861733/861970	Badin
Bawany Sugar Mills Ltd., 4 th Floor, Bank House # 2, Habib Square, M.A. Jinnah Road, Karachi	Fx. 021-2427216, 2410885 021-2429092	Talhar Badin
Dewan Sugar Mills Ltd., 7 th Floor, Block -A, Finance & Trade Centre, Shahrah-e- Faisal, Karachi	Fx. 021-5204604 021- 5205244 021-5630814-21	Budho Talpur Thatta
Dewan Khoski Sugar Mills 7 th Floor, Block -A, Finance & Trade Centre Shahrah-e- Faisal, Karachi	Fx. 021-5204604 021- 5205244 021-5630814-21	Khoski Badin
Digri Sugar Mills Ltd., 48 J /1 Block 6, P.E.C.H.S. Karachi	Fx. 021-4541195-8 021- 4534501	Digri Mirpurkhas
Faran Sugar Mills Ltd., 3 rd Floor, Bank House # 1, Habib Square, M.A. Jinnah Road, Karachi	Fx. 021-2418050-4 111-786-878 021-2421010	Sheikh Bhirkio Hyderabad

Dist.

Mills Name & Address

Tel & Fax

Mills Location / Dist.

Habib Sugar Mills Ltd.,
4th Floor, Imperial Courts,
Dr. Ziauddin Ahmed Road, Karachi

Fx. (021)- 5680036-9
(021)- 5684086

Nawabshah

Khairpur Sugar Mills Ltd.,
ST.- 10, D/14, Jumani Arcade
Main University Road, Karachi

Fx. (021)- 4931021-4
(021)- 4933313

Naroo Dhoro
Khairpur

Larr Sugar Mills Ltd.,
16-E, Block 6,
Rashid Minhas Street,
P.E.C.H.S Karachi.

Fx. (021)- 4545591-4
(021)-4537720

Deh Kinjhar –
Sajawal
Thatta

Matiari Sugar Mills Ltd.,
C-48, KDA Scheme No.1
Karachi. 75350

Fx. (021)-4521382, 4529698
(021)- 4541734

Matiari
Hyderabad

Mehran Sugar Mills Ltd.,
8th Floor, Adamjee House,
I.I. Chundrigar Road, Karachi.

Fx. (021)-2417131-4
(021)- 2416477

Tando Allah Yar
Hyderabad

Mirpurkhas Sugar Mills Ltd.,
2nd Floor, Modern Motors House,
Beaumont Road, Karachi.

Fx. (021)-5682565-7
(021)-5682569-70
(021)-5682839

Mirpurkhas
Mirpurkhas

Mirza Sugar Mills Ltd.,
10th Floor, Lakson Square,
Building No. 1, Portion 'B'
Sarwar Shaheed Road, Karachi

Fx. (021)-5680151
(021)- 5680183

Deh Charo
Tappo Badin

Najma (Thar) Sugar Mills Ltd.,
Sikander House F-58, Park Lane
Block -5 Clifton, Karachi

Fx. (021)-5831082
(021) – 5831069

Jhuddo
Mirpurkhas

Naudero (Larkana) Sugar Mills Ltd.,
2nd Floor, Hockey Club
Of Pakistan Stadium, Karachi-75350

Fx. (021) 5655131-4
(021) 5680533

Naudero
Larkana

Pangrio Sugar Mills Ltd.,
10th Floor Lakson Square,
Building No. 1 Portion 'B'
Sarwar Shaheed Road, Karachi

Fx. (021)- 5680151
(021)-5680183

Deh Rajauri-2
Badin

Mills Name & Address	Tel & Fax	Mills Location / Dist.
Ranipur Sugar Mills Ltd., 248-A, Block # 6, P.E.C.H.S Karachi	Fx. (021)-4314854-6 (021)-4314857	Ranipur Khairpur
Sakrand Sugar Mills Ltd., 41-K Block 6 , P.E.C.H.S., Karachi	111-484-848 Fx. (021)- 4531642 (021)- 4535374, 4546456	Qazi Ahmed Nawabshah
Sanghar Sugar Mills Ltd., 101- Ocean Centre, Talpur Road, Karachi	Fx. (021)-2427171-2 (021)- 2410700	Sindhri Sanghar
Seri Sugar Mills Ltd., 1 st Floor, Hassan Ali Centre, Opp. M.W. Tower, M.A. Jinnah Road, Karachi.	Fx. (021)-2418389-90/2439630 (021)-2437828 (021)-2413600	Deh Norai Jagir Hyderabad
Shahmurad Sugar Mills, Ltd., 96-A, Sindhi Muslim Society, Karachi	Fx. (021)-4550161-3 / 4550031 (021)-4556675/4551370	Jhok Sharif Thatta
Sindh Abadgar's Sugar Mills Ltd., 209, 2 nd Floor, Progressive plaza, Beaumont Road, Karachi	Fx. (021)-5638212-18 (021)-5638219	Deenpur Hyderabad
TMK Sugar Mills Ltd., 1 st Floor, Hassan Ali Centre, Opp. M.W. Tower, M.A. Jinnah Road, Karachi.	Fx. (021)-2418389-90/2439630 (021)-2437828 (021)-2413600	TMK Hyderabad
Bachani Sugar Mills Ltd., 2 nd Floor Europa Centre, Hasrat Mohani Road, Off. I.I. Chundrigar Road, Karachi	Fx.	Tando Allah Yar Hyderabad
Dadu Sugar Mills Ltd., Under Privatization commission of Sindh		Piarogoth Dadu

Dist.	Mills Name & Address	Tel & Fax	Mills Location / Dist.
	Kiran Sugar Mills Ltd., 40-D, East Avenue, Phase-1, Defense Housing Authority, Karachi.		Duber Road Sukkur
	Tharparkar Sugar Mills Ltd., C-27, Beverly Estate Ploat No. F-24, Block -9 Kehkashan Clifton, Karachi	Fx. (021)-5863730-1 (021)-5863729	Tharparkar Mirpurkhas
	Thatta Sugar Mills Ltd., Under Privatization Commission of Sindh		Deh Bijora Thatta

N.W.F.P ZONE

Mills Name & Address	Tel & Fax	Mills Location
Bannu Sugar Mills Ltd., Serai Naurang, Bannu	(0969) 352444, 350111 (0969) 350112	Serai Naurang Bannu
Chashma Sugar Mills Ltd., Dera Ismail Khan	Fx. (0966)750090-91 (0966)750092	D.I. Khan
Chashma Sugar Mills Ltd., Unit 2, Ramak, Dera Ismail Khan	Fx. (0966)756365, 756365 (0966)756327	D.I. Khan
Frontier Sugar Mills Ltd., Distillery Limited, Takht-I-Bhai, Mardan.	Fx (0937) 8551041, 51 (0937) 8552878	Takht-I- Bhai Mardan
Khazana Sugar Mills Ltd., Khazana, Peshawar	091-2041694 091-2045732 Fx. 091-2040550	Peshawar

Mills Name & Address	Tel & Fax	Mills Location / Dist.
Premier Sugar Mills Ltd., Mardan N.W.F.P.	0937-862051-2 Fx. 0937-862989	Mardan
Saleem Sugar Mills Ltd., 65 Amin Building, The Mall, Lahore.	Fx.	Charsadda
Tandlianwala Sugar Mills Ltd. (Ext. Zamand 32-N, Gulberg-II Industrial Area, Lahore	Fx. (042)-5715081-6 (042)-5710605 / 02	Miran Taunsa Road Dera Ismail Khan

AZAD KASHMIR


Mian Mohammad Sugar Mills Ltd.,	Not available	Mirpur Azad Kashmir
----------------------------------------	---------------	------------------------

Pakistan Sugar Mills Association
Sugar Production, Marketing & Stock Situation
Season 2005-2006 as on 30th Sept.'2006

Sugar Production	Tonnes
From Cane (05-06)	2,588,176
From Raw	401,396
From Beet	8,934
Total Production 2005-06	2,998,506
Carryover Stock 2004-05	577,653
Refined Sugar Import by TCP	702,760
Refined Sugar Import by Others	878,470
Total Availability	5,157,389
Sale / Marketing (Domestic)	
Sale From Mills	2,809,998
Sale by TCP stock	358,060
(Imported and Domestic Sugar)	
Sale by Others Imported Suga	± 678,470
Total Sale/Marketing	3,846,528
End Stock 30th Sept.'06	
Stock at Mills	449,179
TCP Reserve stock	661,683
Stock by others (Importers)	± 200,000
Less Export	(37,936)
Carry forward Stock	1,272,926

SUGARCANE & SUGAR - I					
Sugar Year (Oct-Sept.)	1997-98	1998-99	1999-2000	2000-2001	2001-2002
Sugarcane Area HA.	1,056,200	1,155,000	1,009,800	960,000	999,700
Sugarcane produced	53,104,200	55,191,100	42,000,000	43,620,000	48,041,000
Yield / Ha-Tonnes	50.28	47.77	41.59	45.41	48.06
Cane Utilized by Mills	41,062,268	42,994,911	28,982,711	29,408,880	36,708,638
% age of utilization	77.32	77.90	69.00	67.47	76.33
Cane support./ indicative price Punjab, NWFP / Sindh	35 / 36	35 / 36	35/36	35/36	42/43
Average Recovery %	8.64	8.21	8.33	8.39	8.71
Sugar Production (cane)	3,548,953	3,530,931	2,414,746	2,466,788	3,197,745
Sugar Production (Beet)	6,267	10,831	14,618	17,276	29,173
Sugar Production (Raw)				531,930	22,111
Total Sugar Production	3,555,220	3,541,762	2,429,364	3,015,994	3,249,029
Beginning Stocks 1st Oct.	413,290	513,055	371,389	27,274	620,791
Imports	26,345	4,129	420,740	632,645	27,494
Total Available	3,994,855	4,058,946	3,221,493	3,675,913	3,897,314
Export	477,331	648,230	22,160	0	8,000
End Stock 30th Sep.	513,062	371,389	27,274	620,791	637,149
Consumption / Marketing	3,004,462	3,039,327	3,172,059	3,055,122	3,252,165
Average Consump. / month	250,400	253,300	264,300	254,600	271,000
Season's retail price / kg	18.75	19.63	22.85	26.73	22.96
Intl. Sugar Trade Price US \$ /	272.46	216.28	200.52	242.90	234.30

SUGARCANE & SUGAR - II					
Sugar Year (Oct-Sept.)	2002-03	2003-04	2004-05	2005-06	Prov. Est. 2006-07
2001-2002					
999,700	1,099,700	1,074,700	966,600	906,980	1,033,700
48,041,000	52,049,000	53,800,000	43,533,000	44,292,000	50,651,300
48.06	47.33	50.00	45.04	48.80	49.00
36,708,638	41,786,689	43,661,377	32,101,739	30,090,632	40,000,000
76.33	80.28	81.15	73.74	67.94	78.97
42/43	40 / 43	40 / 41	40 / 43	45 / 45 / 60	60 / 65 / 67
8.71	8.74	9.15	9.10	8.59	8.75
3,197,745	3,652,745	3,997,010	2,922,125	2,588,176	3,500,000
29,173	22,066	23,796	11,373	8,934	
22,111	1,945		182,303	401,396	
3,249,029	3,676,756	4,020,806	3,115,801	2,998,506	
620,791	637,149	759,103	809,357	577,653	1,272,926
27,494	9,052	11,697	622,040	1,581,230	
3,897,314	4,322,957	4,791,606	4,547,198	5,157,389	4,772,926
8,000	80,000	132,008	28,032	37,936	
637,149	759,103	809,357	577,653	1,272,926	
3,252,165	3,483,854	3,850,241	3,941,513	3,846,527	3,900,000
271,000	290,321	320,853	328,459	320,544	
22.96	20.12	19.26	25.31	33.07	
234.30	220.96	224.15	275.30	404.00	



**Pakistan Sugar Mills Association
Domestic Production, Availability & Consumption
Sugar Year Oct. to Sept. 1992-2006**

