

20

**ANNUAL REPORT  
2020**



**PAKISTAN SUGAR MILLS ASSOCIATION  
ISLAMABAD**



20

**ANNUAL REPORT  
2020**



**PAKISTAN SUGAR MILLS ASSOCIATION  
ISLAMABAD**

**MANAGEMENT OF  
PAKISTAN SUGAR MILLS ASSOCIATION  
2020-21**

**Executive Committee**

<b>1. Mr. Iskander M. Khan</b>	<b>Chairman</b>
<b>2. Mr. Aslam Faruque</b>	<b>Senior Vice Chairman</b>
<b>3. Ch. Muhammad Zaka Ashraf</b>	<b>Vice Chairman</b>
<b>4. Mr. Ahmed A. Bawany</b>	<b>Vice Chairman</b>
<b>5. Mr. Abdul Qadar</b>	<b>Vice Chairman</b>
<b>6. Mr. Faisal Ahmed</b>	<b>Member</b>
<b>7. Mr. Muhammad Waheed Chaudhry</b>	<b>Member</b>
<b>8. Mr. Ahmed E. Hasham</b>	<b>Member</b>
<b>9. Mr. Muhammad Rafique</b>	<b>Member</b>
<b>10. Mr. Javed Anwar</b>	<b>Member</b>
<b>11. Mr. Muhammad Bilal Bhatti</b>	<b>Member</b>

**Secretariat**

**Mr. Zalmay Azad**  
**Acting Secretary General**

**Office 102, Gulistan Khan House,  
Fazl-e-Haq Road, Blue Area, Islamabad**

**Phone: 051-2150073-5**

**Fax: 051-2150076**

**Website: [www.psmacentre.com](http://www.psmacentre.com)**

**E- mail: [psma.centre@gmail.com](mailto:psma.centre@gmail.com)**

**ZONAL COMMITTEES  
2020-21**

**Zonal Committee Punjab**

- |                                 |          |
|---------------------------------|----------|
| 1. Ch. Muhammad Zaka Ashraf     | Chairman |
| 2. Mr. Faisal Ahmed             | Member   |
| 3. Mr. Muhammad Waheed Chaudhry | Member   |

**Zonal Secretariat**

Mr. Muhammad Arif Unit No. 2. Happy Homes 38-A, Main Gulberg, Lahore	Acting Secretary Tel: 042- 111-207-207 Fax: 042-357522940 Email: info@psma.pk
---	--

**Zonal Committee Sindh**

- |                             |          |
|-----------------------------|----------|
| 1. Mr. Ahmed A. Bawany      | Chairman |
| 2. Mr. Ahmed Ebrahim Hasham | Member   |
| 3. Mr. Muhammad Rafique     | Member   |

**Zonal Secretariat**

Mr. Muhammad Yasin Tola 1 <sup>st</sup> Floor Modern Motors House, Beaumont Road, Karachi	Acting Secretary Tel: 021-35686526 Fax: 021-35680344 Email:psma_sz@ymail.com
--	---

**Zonal Committee Khyber Pakhtunkhwa**

- |                              |          |
|------------------------------|----------|
| 1. Mr. Abdul Qadar           | Chairman |
| 2. Mr. Javed Anwar           | Member   |
| 3. Mr. Muhammad Bilal Bhatti | Member   |

**Zonal Secretariat**

Mr. Wasiullah Premier Sugar Mills & Distillery Co. Ltd, Mardan	Acting Secretary Tel: 0937-862051-2 Fax: 0937-862989 Email: psmmdn@premiergroup.pk.com
---	---

## Annual Review

## 55th Annual General Meeting

Sept 30, 2020

**Distinguished Members of Pakistan Sugar Mills Association,**

I feel privileged in presenting the annual report of PSMA centre, at 55th Annual General Meeting for the sugar year ending September 30, 2020, and welcome all members attending this meeting. The concluding year was very active on many fronts. For two successive years, the country faced a short fall in sugarcane production after two high production years. Sugarcane production in 2019-20 based on officially plantation areas of just over 1.0 million hectares remained at 67 mln tonnes Table-1. The area in 2019-20 dropped by about 5.6% however, with no significant change in production. The area drop in Punjab was about 9% and in Sindh about 2% with similar effect on sugarcane production.

**Table-1**

Area: hectares

Prod: Tonnes

Yield: Tonnes/hectare

**Sugarcane crop area and Production 2018-19**

	Area	Production	Yield
Punjab	710,610	44,906,310	63.19
Sindh	279,472	16,691,323	59.72
KP	110,991	5,532,012	49.84
Total	1,101,073	67,129,645	60.97

<b>Sugarcane crop area and Production 2019-20</b>			
	<b>Area</b>	<b>Production</b>	<b>Yield</b>
Punjab	643,430	43,346,580	67.37
Sindh	286,090	17,233,832	60.24
KP	109,359	5,753,957	52.62
Total	1,038,879	66,334,369	63.85

Source: CRD-PG

The sugarcane production in the two years is almost the same. It was the reduction in sucrose recovery. It resulted in decrease in sugar production. Reduction in sucrose recovery was approximately 5.45% on overall country basis.

It is common practice that when the fall in production is evident, interruption in sugarcane supplies became a regular phenomenon by the farmers in an effort to increase the sugarcane prices and in spite of all the stoppages, the industry is bound under the sugar factory control Act to continue its crushing. A part from this when the supply line imagine shortfall in sugarcane production compare to the previous years, market forces start to play its role and thus prices of sugar start showing upward trend which is beyond the control of sugar industry Table-2. Since end of year 2017-18 there has been continuous increase in sugar prices which can be attributed to the following reasons.

- i) Rupee devaluation
- ii) Increase in sales tax from 8% to 17%
- iii) Increase in discount rate from 7% to 13.25% p.a
- iv) Substantial increase in sugarcane prices
- v) Early implementation of axle load.

The only way to offset such upward trend more stock needs to be flush in the market or fill the gap through import.

**Table-2****Monthly \*sugar year average retail price (Rs/kg)**

S.No	Month	2017-18	2018-19	2019-20
1	October	54.28	54.78	73.78
2	November	53.68	54.87	72.61
3	December	53.91	55.63	71.08
4	January	53.12	58.47	75.77
5	February	51.50	59.14	79.51
6	March	51.33	61.15	80.92
7	April	52.85	65.63	81.57
8	May	52.68	67.99	81.37
9	June	53.69	70.83	80.92
10	July	55.21	72.38	84.19
11	August	55.59	75.38	94.90
12	September	54.99	75.02	94.79
	<b>Average</b>	<b>53.57</b>	<b>64.27</b>	<b>79.70</b>

Source: PBS

\*Sugar year (Oct-sept)

**Sugar & Crop price mechanism.**

Sugar production takes place in about 110 days, while sugar sales stretch out to 365 plus days. This peculiar situation is attributable to inelastic demand characteristic of sugar.

Sugar consumption remains steady, with normal increase by population and income group. Sugar purchase by public tends to be in small quantity of packet sizes, not in bulk.

Another element in price imbalance, rather distortion carrying adverse influence on sugar industry's bottom line has been huge at about 80% being cost component of sugarcane in



sugar production. Besides provincial governments fix sugarcane minimum price, usually also endorsed by the Federal Government authorities.

Provincial authorities carry a tilt in favor of farmers, while federal functionaries keep concerns for consumers about price. This leaves sugar industry alone, grinded by such contrasting policy purist as a permanent feature being followed. There has been no rationale in price tag of sugarcane and sugar, exposing the sugar industry to heavy hazards. PSMA has been agitating the problem of price imbalances on lacking linkage between sugarcane and sugar cost/price equation, However, with no fruitful result although the basic issue of sugar industry identified by consultations among the stakeholders, have been lack of linkage between sugarcane and sugar prices. Sugarcane minimum price is being set by provincial governments. Sugar prices stay afloat, left to market forces to set it. Sugarcane processing spell is seasonal, production takes place on average in about 110 days while sugar sales spread over a year, may be above it, by inelastic demand. Besides, sugar industry is directed to make payment to farmers in a short term of supplies of sugarcane. A difficult situation arise as how to manage finances of inventory piling up each month which compel the industry for desperate sale often in advance and more so during sugarcane crushing period to have cash flow. This issue has always been brought to the authority's attention, but solution have not yet come so for.

**Crop Outlook 2020-21**

Yield and recovery are two main components to achieve for the benefit of both the stakeholders, industry & the farmers. Sugarcane research is underway in Punjab, Sindh & KP, but funding is a major constraints, however there has been some improvement in yield & recovery but not to the required threshold. Sugar industry has to play its role in propagation of high yielding & early maturing varieties with optimum recovery to meet the need of both the stakeholder. During the last five years sugarcane area & production indicate a cyclical trend. It jump from 65 million tonnes to 75 million tonnes from 2015-16 to 2016-17 and to 83 million tonnes in 2017-18, thus surplus sugarcane was harvested over & above the domestic needs. Prices were crashed to its lowest ebb and then export was allowed to offset the effect up to some extent of low sugar price. Similarly in 2018-19, decline in sugarcane production was started and fall to 67 mln tonnes in 2018-19 and to about 66.3 mln tonnes in 2019-20 due to vagaries of weather there has been reduction in sucrose recovery in the year 2019-20 which resulted in sugar production losses.

This pushed the sugar production to a low level compared to the surplus year and sugar prices went up to level playing field Table 4.

**Table-4**

Area: hectares  
Prod: Tonnes  
Yield: Tonnes/hectare

**Area Production of sugarcane crop for the last five years**

	Area	Production	Yield	Sucrose Recovery
2015-16	1,131	65,451	57.88	10.16
2016-17	1,217	75,450	62.00	09.87
2017-18	1,341	83,289	62.11	10.02
2018-19	1,101	67,129	60.97	10.47
2019-20	1,039	66,334	63.85	09.90

Source: P.G

For 2020-21 again an upward trend in area of sugarcane is seen as reported by the provincial government, almost 20% in Punjab where 60% of the crop is grown, while in Sindh marginal increase of about 1% is reported. The increase in area could be attributed to good return as well better environmental condition for crop growth. It may have a positive impact on sugar production in 2020-21 Table-5.

**Table-5**

Area: hectares  
Prod: Tonnes  
Yield: Tonnes/hectare

**First estimate sugarcane crop area and Production 2020-21**

	Area	Production	Yield
Punjab *	776,996	52,528,640	67.60
Sindh	288,838	17,388,048	60.20
KP	108,395	5,744,935	53.00
Total	1,174,229	75,661,623	64.44

Source: CRD-PG

**International sugar price situation**

In Oct 2018 -19 because of more supply in the international market the price start from 355.70 \$/tonnes and end up by US\$ 344.30/tonne. The average for the year was US\$ 334.53/tonne. In 2019-20 it started from the lowest at US\$338.40/tonne and end up the close of the sugar year at US\$ 354.30/tonne. The average for the year was US\$ 362/tonne showing 8.3% increase over the previous year (Table-6).

**Table-6****International Sugar Prices US \$/ton 2018-19 and 2019-20**

Months	2018-19	2019-20
October	355.70	338.40
November	348.20	344.90
December	332.50	359.20
January	341.30	406.20
February	348.00	396.60
March	324.80	353.10
April	334.90	336.20
May	330.60	362.20
June	328.40	355.70
July	324.00	381.60
August	301.60	359.70
September	344.30	354.30
Avg. Price	334.53	362.34

Source: [www.investing.com/commodities/London-sugar](http://www.investing.com/commodities/London-sugar)

**Mr. Aslam Faruque**  
Chairman PSMA  
Lahore Sept 30, 2020



Pakistan Sugar Mills Association  
Annual General Meeting 2020



Bottom Row

Left to Right:

1. Mr. Abdul Sattar Qureshi (Indus Sugar Mills)2. Mr. Sohail Khokhar (Noon Sugar Mills) 3. Mr. Abdul Qadar Khattak (Premier Sugar Mills)
4. Mian Muhammad Raheed (Medina Sugar Mills) 5. Mr. Iskander M. Khan (Chairman (PSMA) (Chashma Sugar Mills)
- 6.Mr. Chaudhary Zaka Ashraf (Chairman PSMA Punjab Zone) (Ashraf Sugar Mills) 7. Mr. Muhammad Wahed Ch. (Hunza Sugar Mills)
8. Mr. Javed Kayani (Chanar Sugar Mills) 9. Mr. Waqar Ahmed (Shahtej Sugar Mills)10. Mr. Inshan Ul Haq (Urfaq Sugar Mills)
11. Mr. Murtraza Kayani (Chanar Sugar Mills)

Middle Row

Left to Right:

1. Mr. Hamza Kayani (Chanar Sugar Mills) 2. Chaudhary Zafarullah Khan (Adam Sugar Mills)
3. Chaudhary Muhammad Aslam (Partoki Sugar Mills) 4. Mian Mustafa Ali Tariq (Husein Sugar Mills)
5. Mr. Mustapha Altaf Saleem (Shakarganj Limited) 6. Mr. Awas Butt (Haq Bahu Sugar Mills) 7. Mr. Muhammad Faizan (Hunza Sugar Mills)
8. – 9. Mr. Sarfaraz Ahmed (S.W. Sugar Mills) 10. Mr. Javed Ahmed (Chashma Sugar Mills)
11. Mr. Inayatullah Khan (Secretary General PSMA Islamabad)

Top Row

Left to Right:

1. Mr. Muhammad Arif (Secretary PSMA PZ) 2. Mr. Shaukar Ayaz (Rasool Nawaz Sugar Mills) 3. Mr. Syed Umar Hayat Shah (PSMA Islamabad)
4. Mr. Ahmed Jhanzeb (Tandianwala Sugar Mills) 5. Mr. Muhammad Shakeel (Shekhoo Sugar Mills) 6. Brig (R) M. Nadeem Anwar (PSMA Islamabad)

**APPENDIX TO 2020 ANNUAL REPORT  
LIST OF ATTACHED STATISTICAL TABLES**

Table No.	Title of Table	Page No.
<b>SUGAR AND SUGAR CROPS</b>		
TABLE 1	Sugarcane Plantation Area, Prod. Yield And Utilization By Mills	13,14,15
TABLE 2	Sugarcane Crushing, Sugar Prod. & Rec % 2006-2020	16,17
TABLE 3	Beet Sugar Position KP Sugar Mills, 2006-2020	18
TABLE 4	Consolidated Sugar Production, 2006-2020	18
TABLE 5	Molasses Production in Pakistan from cane, beet and raw	19
TABLE 6 (1)	Sugarcane Indicative Price, Mill-gate Delivery	19
TABLE 6 (2)	Sugarcane Indicative Prices vs. Avg. Retail Sugar Price	20
TABLE 7	Retail Price of Essential Commodities vs. Sugar 2010-20	21
TABLE 8 (1)	Mill wise Sugar Position Punjab 2019-20	22
TABLE 8 (2)	Mill wise Sugar Position Khyber Pakhtunkhwa 2019-20	23
TABLE 8 (3)	Mill wise Sugar Position Sindh 2019-20	24
TABLE 8 (4)	Mill wise Sugar Position from Beet 2019-20	25
TABLE 8 (5)	Total Sugar Production of Pakistan (Summary 2019-20)	25
TABLE 9 (1)	Estimated Gur Equivalent Prod. From Sugarcane Not Milled.	26
TABLE 9 (2)	Sweetener Consumption, Sugar + Gur Equiv. 2006- 2020	27
TABLE 10	Import of Refined Sugar.2006-2020	28
TABLE10(A)	Import of Raw Sugar. 2006-2020	28
TABLE 11	Export of Sugar. 2006-2020	29
TABLE 12	Export of Molasses. 2006-2020	29

TABLE 13	Export of un-denature Ethyl Alcohol. 2006-2020	30
	Avg. Sugarcane Area, Production and Yield (1961 – 2020)	31
	Sugarcane Area, Production and Yield (Graph) (1961 – 2020)	32
	Sugar Consumption kg per capita in Pakistan (Graph) (2006 – 2020)	33
	Seven Years Domestic Monthly Retail Sugar Prices with Graph	34
SUGAR INTERNATIONAL		
	Ten Largest Sugar Producers and Consumers	35
	Ten Largest Net-Exporters and Importers	36
	Seven Years Monthly Refined Sugar Prices (International Trade Market)	37
	Monthly Domestic vs. International Sugar Prices for 2019-20	38
	World Major Cane Sugar Producing Countries	39
MISCELLANEOUS		
	Former PSMA Chairmen	40
	List Of Sugar Mills With Locations & Addresses	41-49
	Sugar Production, Marketing & Stock Situation Season's Final as on 30th Sept. 2020	50
	Sugar and Sugarcane Summary ten years I- II	51-52
Domestic Sugar Production, Availability & Consumption (Graph)		
Domestic Sugar Cane Production (Graph)		

**Abbreviations:**

C.Y	:	Calendar year
CRD	:	Crop Reporting Department
DGTO	:	Directorate General Trade Organization
E.S.P	:	Economic Survey of Pakistan
ECC	:	Economic Coordination Committee
F.B.S	:	Federal Bureau of Statistics
F.Y	:	Fiscal year
FBR	:	Federal Board of Revenue
Hect	:	Hectare
KP	:	Khyber Pakhtunkhwa
M.T	:	Metric Tonnes
Mln	:	Million
MOC	:	Ministry of Commerce
MOIP	:	Ministry of Industries & Production
Mol	:	Molasses
N.A	:	Not Applicable
P.G	:	Provincial Government
Pop	:	Population
Prod	:	Production
PSMA	:	Pakistan Sugar Mills Association
Q.P.	:	Quality Premium
Qty	:	Quantity
Rec.	:	Recovery
S.Y	:	Sugar year
SAB	:	Sugar Advisory Board
SBP	:	State Bank of Pakistan
TCP	:	Trading Corporation of Pakistan



**Table 1 Sugarcane Plantation Area, Production, Yield and Utilization by Sugar Mills 2006-2020**

Year	Area	Production	Yield	Area: Hect
				Prod: Tonnes
				Yield: Tonnes/Hect
				<b>Utilization %</b>
				<b>by mills</b>
<b>Pakistan</b>				
2006-07	1,029,000	54,871,000	53.00	73.78
2007-08	1,241,300	63,920,000	51.49	82.60
2008-09	1,029,400	50,045,400	48.60	66.21
2009-10	942,870	49,372,900	52.36	70.09
2010-11	987,700	55,442,100	56.13	80.47
2011-12	1,046,000	58,038,200	55.48	83.13
2012-13	1,128,098	63,718,523	56.48	79.00
2013-14	1,171,687	67,427,975	57.55	84.00
2014-15	1,113,161	62,794,827	56.41	80.90
2015-16	1,130,820	65,450,704	57.88	76.45
2016-17	1,216,894	75,450,620	62.00	94.00
2017-18	1,340,926	83,289,340	62.11	78.81
2018-19	1,101,073	67,129,645	60.97	74.13
2019-20	1,038,879	67,105,218	64.59	72.60
<b>Punjab</b>				
2006-07	712,000	37,542,000	53.00	70.85
2007-08	872,200	40,306,000	48.73	81.90
2008-09	666,500	32,294,700	48.50	64.02
2009-10	607,420	31,324,000	51.60	66.95
2010-11	672,200	37,481,000	55.75	74.37
2011-12	761,200	42,893,000	56.34	75.07
2012-13	767,670	42,982,070	56.00	74.50
2013-14	756,750	43,704,000	57.75	78.00
2014-15	683,934	41,074,000	60.06	72.50
2015-16	705,350	41,968,200	59.50	68.00
2016-17	777,821	49,613,000	63.78	89.00
2017-18	859,130	55,067,490	64.10	71.73
2018-19	710,610	44,906,310	63.19	67.05
2019-20	643,430	43,346,580	67.37	72.65

Source: Provincial Governments (CRD).

**Sindh**

Area: Hect  
 Prod: Tonnes  
 Yield: Tonnes/Hect

Year	Area	Production	Yield	Utilization % by mills
2006-07	215,000	12,529,000	58.00	92.80
2007-08	308,800	18,793,900	60.86	89.05
2008-09	263,900	13,304,300	50.40	76.28
2009-10	233,950	13,505,400	57.70	85.04
2010-11	226,500	13,900,000	60.43	97.84
2011-12	245,000	14,455,000	59.00	92.02
2012-13	253,694	15,966,224	63.00	92.40
2013-14	297,558	18,362,575	61.71	102.48
2014-15	316,749	16,613,835	52.45	104.16
2015-16	312,815	17,984,260	57.49	99.00
2016-17	320,501	20,208,895	63.05	*108.00?
2017-18	333,262	20,611,878	61.85	104.92
2018-19	279,472	16,691,323	59.72	95.44
2019-20	286,090	18,004,681	62.93	79.35

**Khyber Pakhtunkhwa**

2006-07	102,000	4,800,000	47.00	46.98
2007-08	104,800	4,792,000	45.73	62.11
2008-09	98,200	4,408,500	44.90	52.48
2009-10	100,800	4,507,900	44.70	47.77
2010-11	88,400	4,030,300	45.59	75.31
2011-12	94,400	4,325,500	45.82	69.47
2012-13	106,734	4,770,229	44.70	70.41
2013-14	117,379	5,361,400	45.68	67.00
2014-15	112,478	5,106,992	45.40	71.83
2015-16	112,655	5,498,244	48.81	67.02
2016-17	118,572	5,628,725	47.47	86.00
2017-18	148,534	7,609,972	51.23	59.32
2018-19	110,991	5,532,012	49.84	67.35
2019-20	109,359	5,753,957	52.62	51.12

\* Variation in Sindh is due to some unreported data on border.

Source: Provincial Governments (CRD).

Year	Area	Production	Yield	Area: Hect
				Prod: Tonnes
				Yield: Tonnes/Hect
				<b>Utilization %</b>
				<b>by mills</b>
2006-07	N.A	N.A	N.A	-
2007-08	500	28,100	56.2	-
2008-09	800	37,900	47.4	-
2009-10	700	35,600	50.9	-
2010-11	600	30,800	51.00	-
2011-12	700	31,400	44.85	-
2012-13	700	31,000	45.00	-
2013-14	700	31,000	45.00	-
2014-15	N.A	N.A	N.A	-
2015-16	N.A	N.A	N.A	-
2016-17	N.A	N.A	N.A	-
2017-18	N.A	N.A	N.A	-
2018-19	N.A	N.A	N.A	-
2019-20	N.A	N.A	N.A	-

Source: Provincial Governments (CRD).

**Table 2 Sugarcane Crushing, Sugar Production and Recovery 2006-2020**

Year	Mills	Cane Crushed	Sugar Made	Cane Qty: Tonnes
				Sugar Qty: Tonnes
Pakistan				Rec: Percent
Year	Mills	Cane Crushed	Sugar Made	Recovery
2006-07	77	40,483,977	3,516,218	8.69
2007-08	78	52,776,922	4,740,913	8.98
2008-09	82	33,139,418	3,134,145	9.46
2009-10	83	34,611,003	3,133,494	9.05
2010-11	84	44,526,719	4,172,729	9.37
2011-12	86	48,248,535	4,670,380	9.64
2012-13	86	50,089,483	5,030,129	10.04
2013-14	88	56,460,524	5,587,568	9.90
2014-15	89	50,795,218	5,139,566	10.12
2015-16	89	50,042,249	5,082,110	10.16
2016-17	90	70,989,948	7,005,480	9.87
2017-18	89	65,639,963	6,580,111	10.02
2018-19	89	49,768,113	5,210,744	10.47
2019-20	90	48,717,544	4,819,793	9.89
<b>Punjab</b>				
2006-07	41	26,601,603	2,268,174	8.53
2007-08	42	33,063,564	2,952,784	8.93
2008-09	45	20,677,089	1,963,957	9.50
2009-10	45	20,972,969	1,858,161	8.86
2010-11	44	27,890,459	2,598,085	9.32
2011-12	44	32,203,007	3,116,348	9.68
2012-13	44	31,980,732	3,172,408	9.92
2013-14	44	34,054,518	3,352,795	9.85
2014-15	45	29,776,144	2,967,266	9.97
2015-16	45	28,552,068	2,837,761	9.94
2016-17	45	44,143,322	4,314,227	9.77
2017-18	45	39,500,168	3,869,003	9.79
2018-19	45	30,111,468	3,103,595	10.31
2019-20	46	31,489,705	3,057,641	9.71

Source: PSMA Zonal Offices/P.G

05 Non members in Sindh

01 Non member in KP

Year	Mills	Cane Crushed	Sugar Made	Cane Qty: Tonnes	
				Sugar Qty: Tonnes	Rec: Percent
2006-07	29	11,626,978	1,062,411		9.14
2007-08	29	16,737,003	1,561,378		9.33
2008-09	30	10,148,603	976,420		9.62
2009-10	31	11,484,422	1,095,104		9.54
2010-11	33	13,600,800	1,298,989		9.55
2011-12	34	13,040,210	1,267,050		9.72
2012-13	34	14,750,048	1,547,547		10.49
2013-14	37	18,818,581	1,920,819		10.21
2014-15	37	17,304,763	1,822,900		10.53
2015-16	38	17,821,668	1,898,191		10.65
2016-17	38	21,997,817	2,233,925		10.16
2017-18	38	21,625,828	2,281,453		10.55
2018-19	38	15,930,655	1,719,302		10.79
2019-20	38	14,286,365	1,459,234		10.21

**Khyber Pakhtunkhwa**

2006-07	7	2,255,395	185,634		8.23
2007-08	7	2,976,356	226,751		7.62
2008-09	7	2,313,725	193,768		8.37
2009-10	7	2,153,612	180,229		8.37
2010-11	7	3,035,460	275,655		9.08
2011-12	7	3,005,318	286,982		9.55
2012-13	7	3,358,702	310,174		9.23
2013-14	7	3,587,425	313,954		8.75
2014-15	7	3,714,311	349,400		9.41
2015-16	7	3,668,513	346,158		9.44
2016-17	6	4,848,809	457,327		9.43
2017-18	6	4,513,966	429,655		9.52
2018-19	6	3,725,991	387,848		10.41
2019-20	6	2,941,474	302,919		10.30

Source: PSMA Zonal Offices/P.G

05 Non members in Sindh

01 Non member in KP

**Table 3 Beet Sugar Position KP Sugar Mills  
2006-20**

Qty: Tonnes  
Rec: Percent

Year	Mills	Beet Sliced	Sugar made	Rec.	Molasses
2006-07	1	83,580	7,865	9.04	2,973
2007-08	1	64,095	5,532	8.80	2,576
2008-09	1	9,301	947	10.55	419
2009-10	2	53,336	4,641	9.15	2,140
2010-11	2	151,265	13,535	8.95	7,027
2011-12	2	176,709	18,216	10.31	8,392
2012-13	2	306,341	33,028	10.78	12,040
2013-14	1	251,418	27,389	10.89	8,548
2014-15	1	216,243	22,727	10.51	9,731
2015-16	1	307,366	32,791	10.67	13,831
2016-17	1	400,538	42,996	10.73	18,024
2017-18	1	385,995	40,922	10.60	17,370
2018-19	1	523,199	56,828	10.86	23,544
2019-20	1	540,893	61,432	11.36	24,340

**Table 4 Consolidated Sugar Production in Pakistan  
2006-20**

Qty: Tonnes

Year	Cane Sugar	Beet Sugar	Raw Sugar	Total
2006-07	3,516,218	7,865	2,860	3,526,943
2007-08	4,740,913	5,532	5,929	4,752,374
2008-09	3,134,145	947	-	3,135,092
2009-10	3,133,494	4,641	-	3,138,135
2010-11	4,119,418	13,535	39,679	4,172,726
2011-12	4,652,164	18,216	-	4,670,380
2012-13	5,030,129		33,028	5,063,158
2013-14	5,587,568	27,389	-	5,614,957
2014-15	5,139,566	22,727	-	5,162,293
2015-16	5,082,110	32,791	-	5,114,901
2016-17	7,005,480	42,996	-	7,048,476
2017-18	6,580,111	40,922	-	6,621,033
2018-19	5,210,744	56,828	-	5,267,572
2019-20	4,819,793	61,432	-	4,881,225

Source: PSMA Zonal Offices/P.G

**Table 5** **Molasses Production in Pakistan**  
**from Cane, Raw & Beet 2006-20**

Year	Qty: Tonnes			
	Punjab	Sindh	K.P	Pakistan
2006-07	1,222,482	578,833	109,787	1,911,102
2007-08	1,607,042	889,566	167,172	2,663,708
2008-09	928,514	493,079	114,739	1,536,332
2009-10	927,056	529,370	101,131	1,557,457
2010-11	1,249,324	643,651	141,580	2,034,555
2011-12	1,445,830	624,956	153,583	2,224,369
2012-13	1,422,807	663,305	166,639	2,252,751
2013-14	1,495,781	854,225	174,196	2,524,202
2014-15	1,281,768	781,665	183,702	2,247,137
2015-16	1,279,715	787,910	178,914	2,246,540
2016-17	1,877,383	982,451	218,128	3,077,962
2017-18	1,777,508	973,986	203,128	2,953,798
2018-19	1,355,016	716,879	167,670	2,239,565
2019-20	1,416,668	663,254	132,366	2,236,628

Molasses figures estimated

**Table 6 (1)** **Sugarcane Indicative Price**  
**Mill-Gate Delivery (Per 40 Kg)**

Year	Punjab	Sindh	K.P	Q.P
2006-07	60	67	65	0.5
2007-08	60	67	65	0.5
2008-09	80	81	80	0.5
2009-10	100	102	100	0.5
2010-11	125	127	125	0.5
2011-12	150	154	150	0.5
2012-13	170	172	170	0.5
2013-14	170	172	170	0.5
2014-15	180	182	180	0.5
2015-16	180	172	180	0.5
2016-17	180	182	180	0.5
2017-18	180	182	180	0.5
2018-19	180	182	180	0.5
2019-20	190	192	190	0.5
2020-21	200	202	200	0.5

Source: P.G

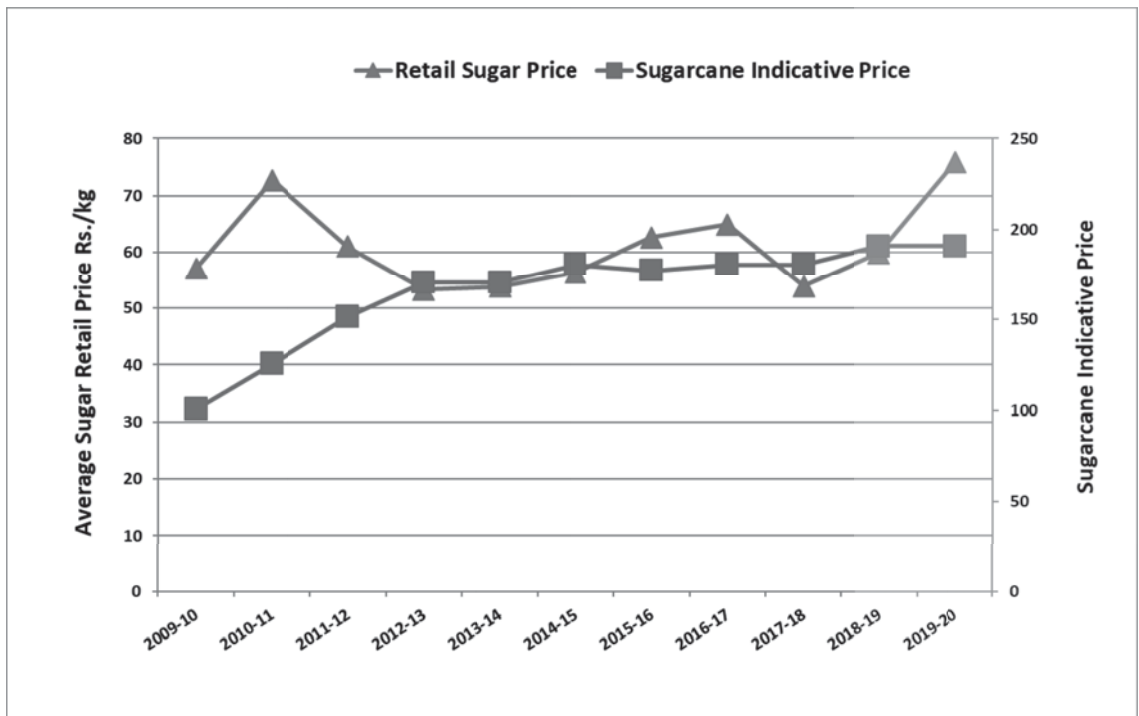
**Table 6(2) Sugarcane Indicative Price per 40 kg in Comparison with Season's Avg. Retail Price per kg 2009-2021**

Year	Punjab	Sindh	K.P	Season Avg retail/kg
2009-10	100	102	100	57.11
2010-11	125	127	125	72.72
2011-12	150	154	150	60.99
2012-13	170	172	170	53.25
2013-14	170	172	170	53.82
2014-15	180	182	180	57.14
2015-16	180	172	180	62.60
2016-17	180	182	180	64.94
2017-18	180	182	180	53.70
2018-19	180	182	180	59.84
2019-20	190	192	190	75.89
2020-21	200	202	200	-

Sugarcane indicative price (Rs. per 40 Kg), Retail price (season's Average/kg)

Source: P.G, E.S.P

\* 2018-19: (July-Apr)

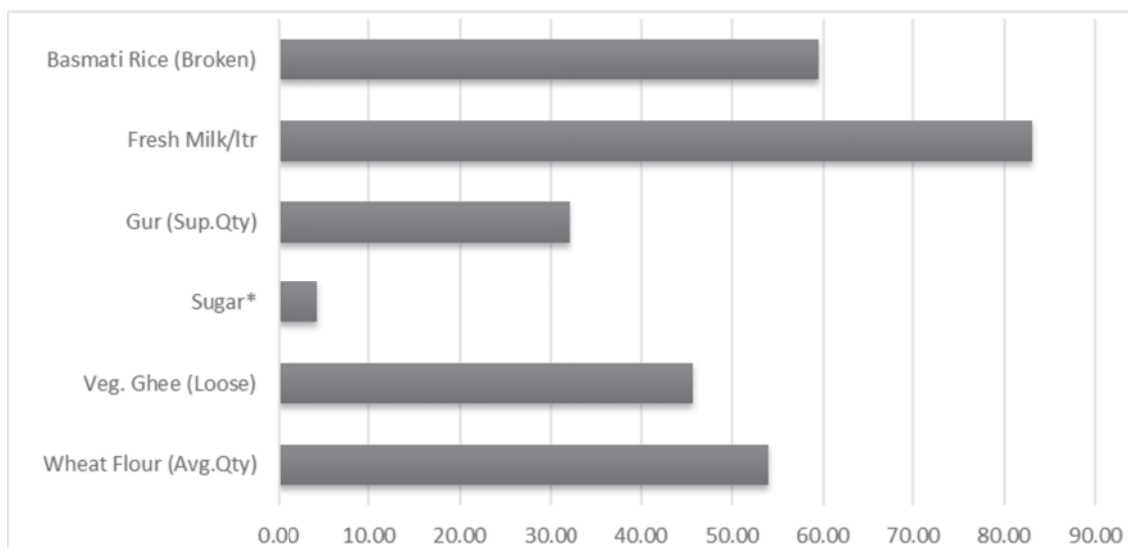




**Table 7 Retail Prices of Essential Commodities versus sugar 2010-2020**

Years	Qty/Kg					
	Wheat Flour (Avg.Qty)	Veg. Ghee (Loose)	Sugar*	Gur (Sup.Qty)	Fresh Milk/ltr	Basmati Rice (Broken)
2010-11	29.41	150.31	72.72	83.86	50.10	50.32
2011-12	30.26	166.26	60.99	78.27	58.17	60.36
2012-13	34.53	160.73	53.25	74.50	65.24	69.01
2013-14	40.98	160.57	53.82	82.83	69.86	74.09
2014-15	39.28	151.90	57.14	83.95	76.00	72.38
2015-16	38.57	138.35	62.60	89.28	78.24	63.00
2016-17	37.99	143.34	64.94	88.20	80.59	63.90
2017-18	37.45	146.22	53.70	81.49	82.75	72.07
2018-19	39.36	161.85	59.84	85.75	86.74	76.82
2019-20	45.53	219.01	75.89	110.68	91.76	80.26
<b>% age ±</b>	<b>54.81</b>	<b>45.71</b>	<b>4.36</b>	<b>31.98</b>	<b>83.15</b>	<b>59.50</b>

\* 2019-20(July-Apr, E.S.P)

**Graph showing Percentage of Price Increase (2010-2020)**

Source: E.S.P (Fiscal Year)

\* 2019-20(July-Apr, open market)

**Table 8 (1) Mill wise Sugar Position Punjab  
Season 2019-20**

Qty: Tonnes

PUNJAB		Nos. of days	CANE CRUSHED	PROD. TONNES	Rec. %	MOLASSES PROD.	Rec %
1	ABDULLAH (Depalpur)		55,619	300	0.54	2,503	4.50
2	AL-ARABIA (Abdullah-II) (Shahpur)		373,783	37,180	9.95	16,820	4.50
3	ADAM*		312,955	31,952	10.21	14,083	4.50
4	ASHRAF		834,180	81,636	9.79	37,538	4.50
5	AL-MOIZ-II		522,930	51,285	9.81	23,532	4.50
6	BABA FARID*		290,029	25,159	8.67	13,051	4.50
7	BROTHERS						
8	CHANAR		432,809	38,542	8.91	19,476	4.50
9	CHAUDHRY						
10	SW (CHISHTIA)		405,490	36,654	9.04	18,247	4.50
11	Imperial (COLONY- I)						
12	JK (COLONY- II)		649,409	63,656	9.80	29,223	4.50
13	DARYA KHAN (FECTO)		623,707	60,305	9.67	28,067	4.50
14	ETIHAD		1,794,904	185,211	10.32	80,771	4.50
15	FATIMA		1,053,403	106,408	10.10	47,403	4.50
16	HAMZA		1,890,121	189,479	10.02	85,055	4.50
17	HAQ BAHU		338,970	30,012	8.85	15,254	4.50
18	Haseeb WAQAS						
19	HUDA (Fauji)		361,822	33,607	9.29	16,282	4.50
20	HUNZA (I)		681,576	63,020	9.25	30,671	4.50
21	HUNZA (II)		823,802	75,385	9.15	37,071	4.50
22	HUSEIN		476,431	43,307	9.09	21,439	4.50
23	INDUS		1,145,394	117,443	10.25	51,543	4.50
24	ITTEFAQ						
25	J.D.W-I		2,464,468	260,845	10.58	110,901	4.50
26	J.D.W-II		1,497,319	153,173	10.23	67,379	4.50
27	JAUHARABAD		425,433	41,150	9.67	19,144	4.50
28	Two Star (KAMALIA)		1,091,394	102,492	9.39	49,113	4.50
29	KASHMIR		568,309	55,094	9.69	25,574	4.50
30	LAYYAH		1,135,845	113,693	10.01	51,113	4.50
31	MACCA		39,510	3,539	8.96	1,778	4.50
32	MADINA		1,106,825	104,100	9.41	49,807	4.50
33	NOON		543,477	52,788	9.71	24,456	4.50

34	POPULAR (National)		462,409	44,624	9.65	20,808	4.50
35	PATTOKI		307,656	26,150	8.50	13,845	4.50
36	RAMZAN		980,528	88,204	9.00	44,124	4.50
37	R.Y.K		1,453,034	149,200	10.27	65,387	4.50
38	RASOOL NAWAZ		313,018	28,718	9.17	14,086	4.50
39	SAFINA (Ph-Wali)		837,910	76,149	9.09	37,706	4.50
40	SHAHTAJ		630,074	59,204	9.40	28,353	4.50
41	SHAKARGANJ -( I )		497,156	43,262	8.70	22,372	4.50
42	SHAKARGANJ -( II )		387,568	34,298	8.85	17,441	4.50
43	SHEIKHOO		1,531,633	153,620	10.03	68,924	4.50
44	TANDLIANWALA-( I )		891,535	77,182	8.66	40,119	4.50
45	TANDLIANWALA-( II )		1249067	119427	9.56	56,208	4.50
46	G.B (Pasrur)		8202	190	2.32	369	4.50
<b>TOTAL 2019-2020 (A)</b>			<b>31,489,705</b>	<b>3,057,641</b>	<b>9.71</b>	<b>1,416,668</b>	<b>4.50</b>
TOTAL 2018-2019 (a)			30,111,468	3,103,595	10.31	1,355,016	4.50

\* Molasses figures estimated

**Table 8 (2) Mill wise Sugar Position K.P  
Season 2019-20**

Khyber Pakhtunkhwa		Nos, of days	CANE CRUSHED	PROD. TONNES	Rec %	MOLASSES PROD.	Rec %
1	AL-MOIZ		726,274	76,409	10.52	32,682	4.50
2	CHASHMA -I		867,033	91,648	10.57	39,016	4.50
3	CHASHMA -II		565,041	59,365	10.51	25,427	4.50
4	KHAZANA		42,863	3,538	8.25	1,929	4.50
5	PREMIER		36,528	3,149	8.62	1,644	4.50
6	TANDLIANWALA (ZAMAND)		703,734	68,811	9.78	31,668	4.50
	Non Members						
7	Bannu		-	-	-	-	-
<b>TOTAL 2019-2020 (B)</b>			<b>2,941,473.86</b>	<b>302,918.75</b>	<b>10.30</b>	<b>132,366.32</b>	<b>4.50</b>
TOTAL 2018-2019 (b)			3,725,991	387,848	10.41	167,670	4.50

Qty: Tonnes

\* Molasses figures estimated

Table 8 (3)

**Mill wise Sugar Position Sindh  
Season 2019-20**

Qty: Tonnes

	SINDH	Nos. of days	CANE CRUSHED	PROD. TONNES	Rec %	MOLASSES PROD.	Rec %
1	AL-ABBAS		396,965	42,959	10.82	17,680	4.45
2	Abdullah Shah Ghazi(Al-Asif)		-	-	-	-	-
3	AL-NOOR		769,428	74,665	9.71	35,010	4.55
4	ALLIANCE		978,200	97,070	9.92	47,369	4.84
5	ANSARI		31,341	3,002	9.80	1,369	4.43
6	ARMY WELFARE		233,942	25,373	10.85	10,725	4.58
7	BAWANY		32,563	3,030	9.42	1,502	4.72
8	CHAMBER		83,476	7,720	9.34	3,680	4.44
9	DEHARKI		1,220,644	122,831	10.06	55,253	4.53
10	DEWAN		230,906	24,375	10.55	11,000	4.76
11	DIGRI		239,333	25,340	10.55	12,500	5.22
12	FARAN		601,936	65,739	10.90	27,475	4.56
13	J.D.W-III (GHOTKI)		1,329,945	134,202	10.09	58,749	4.42
14	HABIB		620,425	61,488	9.91	24,664	3.98
15	KHAIRPUR		524,253	51,552	9.83	23,900	4.55
16	KHOSKI		-	-		-	
17	KIRAN		363,977	31,343	8.64	21,540	5.94
18	LARR		40,818	4,045	9.90	1,860	4.55
19	MATIARI		342,177	36,005	10.53	14,180	4.15
20	MEHRAN		654,339	72,821	11.13	29,550	4.52
21	MIRPURKHAS		525,200	57,286	10.91	25,132	4.79
22	MIRZA						
23	NAJMA						
24	NAUDERO		94,796	9,289	9.65	35,66	3.75
25	NEW DADU		67,328	6,015	9.00	2,718	4.02
26	PANGRIO						
27	RANIPUR		333,740	33,702	10.10	14,826	4.43
28	SAKRAND		312,129	30,123	9.67	22,040	6.48
29	SANGHAR		387,303	39,804	10.26	16,802	4.33
30	SERI						
31	SHAHMURAD		444,430	48,786	11.00	19,715	4.44

32	SIND ABADGAR'S		359,528	37,614	10.46	16,620	4.62
33	TANDO M. KHAN						
34	BANDI		365,805	34,102	9.33	24,516	6.70
35	S.G.M		646,753	65,701	10.16	26,445	4.08
36	THARPARKAR		526,784	56,165	10.66	25,537	4.84
37	TANDO ALLAHYAR		90,617	9,515	10.49	3,941	4.34
38	JK (AKT/Golf)		1,437,284	147,575	10.27	63,390	4.41
<b>TOTAL 2019-2020 (C)</b>			<b>14,286,365</b>	<b>1,459,234</b>	<b>10.21</b>	<b>663,254</b>	<b>4.64</b>
TOTAL 2018-2019 (c)			15,930,655	1,719,302	10.79	716,879	4.50

\* Estimated

Source: PSMA Zonal Offices/P.G

**Table 8 (4) Mill wise Sugar Position from Beet  
Season 2019-20**

Qty: Tonnes

Khyber Pakhtunkhwa		Nos, of days	BEET SCLICED	PROD. TONNES	Rec %	MOLASSES PROD.	Rec %
1	AL-MOIZ		540,893.31	61,431.80	11.36	24,340	4.50
2	PREMIER						
<b>TOTAL 2019-2020 (C)</b>			<b>540,893.31</b>	<b>61,431.80</b>	<b>11.36</b>	<b>24,340</b>	<b>4.50</b>
TOTAL 2018-2019 (c)			523,199	56,828	10.86	23,544	4.50

**Table 8 (5) Total Sugar Production  
Summary 2019-20**

	Cane Crushed	Raw Utilized	Beet Sliced	Sugar Prod.			Total Sugar	Mol. C+R+B*
				(Cane)	(Raw)	(Beet)		
<b>Punjab</b>	31,489,705	-	-	3,057,641	-	-	3,057,641	1,416,668
<b>Sindh</b>	14,286,365	-	-	1,459,234	-	-	1,459,234	663,254
<b>K.P</b>	2,941,474	-	540,893	302,919	-	61,432	364,351	156,706
<b>Total 2019-20</b>	<b>48,717,544</b>	-	<b>540,893</b>	<b>4,819,793</b>	-	<b>61,432</b>	<b>4,881,225</b>	<b>2,236,628</b>
Total 2018-19	49,768,113	-	523,199	5,210,744	-	56,828	5,267,572	2,263,109

\* Estimated

Source: PSMA Zonal Offices/P.G

Table 9 (1)

Estimated Gur Equivalent Production  
From Sugarcane Not Milled After Deduction  
for Seed, Fodder and Wastage Etc.

	Qty: Tonnes
1993-94	653,400
1994-95	827,100
1995-96	875,000
1996-97	709,400
1997-98	346,485
1998-99	332,990
1999-00	511,470
2000-01	649,623
2001-02	354,341
2002-03	208,672
2003-04	175,833
2004-05	416,611
2005-06	642,393
2006-07	523,292
2007-08	132,182
2008-09	789,930
2009-10	625,256
2010-11	169,150
2012-13	270,000
2013-14	390,000
2014-15	342,000
2015-16	395,000
2016-17	218,806
2017-18	200,000
2018-19	250,000
2019-20	300,000

Note: Gur equivalent is based on 8.5% recovery.  
These are not actual Gur production figures.  
(Recovery rate of Gur is 13.5-14.5%)

Table 9 (2)

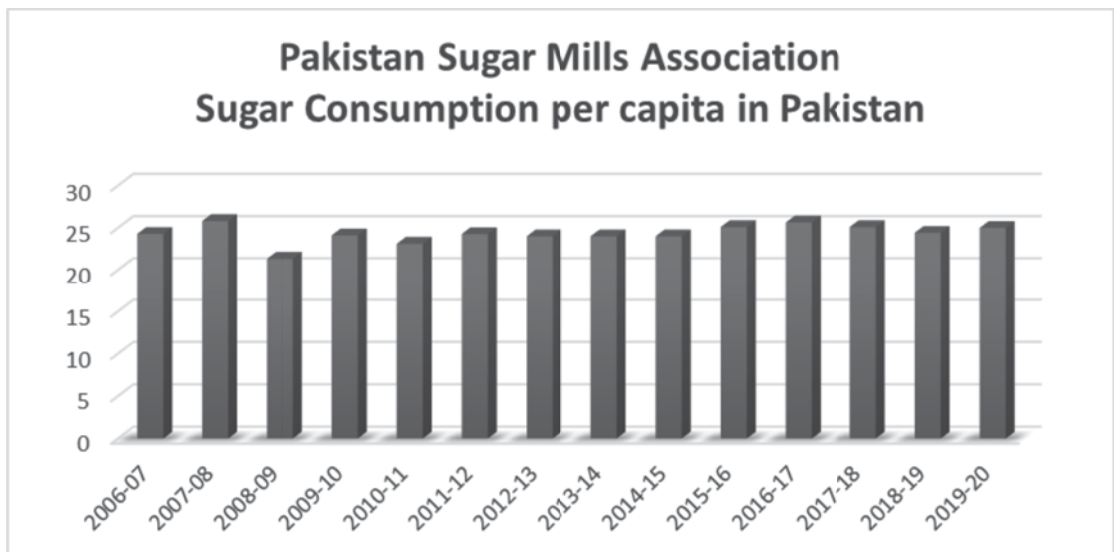
**Sweetener Consumption in Pakistan  
Sugar plus Gur Equivalent**

Qty: Mln. Metric Tonne

Sugar Year	Population Millions	Sugar Consumption		Gur Equivalent	Total Sweetener	Sweetener kg / capita
		Year's	Kg Per Capita			
2006-07	162.91	3.958	24.29	0.523	4.481	27.50
2007-08	166.41	4.297	25.82	0.132	4.429	26.16
2008-09	169.94	3.628	21.34	0.789	4.410	25.95
2009-10	173.51	4.186	24.12	0.625	4.810	27.72
2010-11	177.10	4.096	23.12	0.169	4.265	24.08
2011-12	180.71	4.385	24.27	0.240	4.625	25.59
2012-13	184.35	4.420	24.60	0.270	4.690	25.44
2013-14	188.02	4.512	24.00	0.390	4.902	26.07
2014-15	191.71	4.600	24.00	0.342	4.942	25.78
2015-16	195.40	4.904	25.10	0.395	5.299	25.12
2016-17	199.1	5.100	25.65	0.219	5.310	26.80
2017-18	207.77	5.200	25.10	0.200	5.400	26.00
2018-19	212.82	5.196	24.42	0.250	5.446	25.60
2019-20	211.17	5.279	25.00	0.300	5.600	26.52

Source: - Pop: Economic Survey 20019-20

Sweetener: - Sugar + Gur



**Table 10** **Import of Refined Sugar**  
**2006-2020**

<b>*Year</b>	<b>Quantity</b>	<b>Value</b>	<b>Avg. Price</b>
2006-07	586,543	15,721,704	26,804
2007-08	36,692	912,073	24,858
2008-09	125,743	4,505,407	35,830
2009-10	370,000	14,811,000	40,029
2010-11	1,031,919	58,669,007	56,854
2011-12	17,221	1,166,825	67,756
2012-13	7,308	500,644	68,506
2013-14	9,824	635,370	64,675
2014-15	10,056	631,427	62,791
2015-16	535	28,517	53,303
2016-17	8,923	535,447	53,960
2017-18	8,713	553,682	63,547
2018-19	7,852	534,475	68,069
2019-20	7,609	608,428	79,962

**Table 10 (A)** **Import of Raw Sugar**  
**2006-2020**

<b>*Year</b>	<b>Quantity</b>	<b>Value</b>	<b>Avg. Price</b>
2006-07	11,033	N.A	-
2007-08	714	N.A	-
2008-09	-	-	-
2009-10	-	-	-
2010-11	-	-	-
2011-12	-	-	-
2012-13	-	-	-
2013-14	-	-	-
2014-15	-	-	-
2015-16	-	-	-
2016-17	-	-	-
2017-18	-	-	-
2018-19	-	-	-
2019-20	-	-	-

Source: PBS (July-June)



**Table 11**  
**Export of Sugar**  
**2006-2020**

*Year	Quantity	Value	Qty: MT
			Avg. Price
			Value: '000' Rs.
			Avg. Price: Rs/MT
2006-07	12	330	27,500
2007-08	260,840	5,738,856	22,015
2008-09	23,980	639,677	26,675
2009-10	-	-	-
2010-11	-	-	-
2011-12	48,672	2,575,403	52,913
2012-13	1,064,215	51,692,066	48,573
2013-14	647,333	29,638,230	45,785
2014-15	708,356	32,685,502	46,143
2015-16	293,541	13,817,628	47,072
2016-17	307,348	16,867,358	54,880
2017-18	1,469,802	56,379,067	38,358
2018-19	691,994	31,147,250	45,011
2019-20	181,447	11,063,348	60,973

**Table 12**  
**Export of Molasses**  
**2006-2020**

*Year	Quantity	Value	Avg. Price
2006-07	373,177	1,704,034	4,566
2007-08	780,807	3,490,864	4,471
2008-09	936,338	7,486,584	7,996
2009-10	961,300	7,784,000	8,097
2010-11	86,437	892,087	10,321
2011-12	55,608	577,981	10,394
2012-13	225,221	2,747,341	12,198
2013-14	197,342	2,510,421	12,721
2014-15	83,229	1,010,347	12,139
2015-16	73,067	874,398	11,967
2016-17	101,410	1,217,122	12,001
2017-18	168,962	2,114,533	12,515
2018-19	117,909	1,698,719	14,407
2019-20	36,532	846,471	23,171

Source: PBS (July-June)

**Table 13 Export of un-denature Ethyl Alcohol**

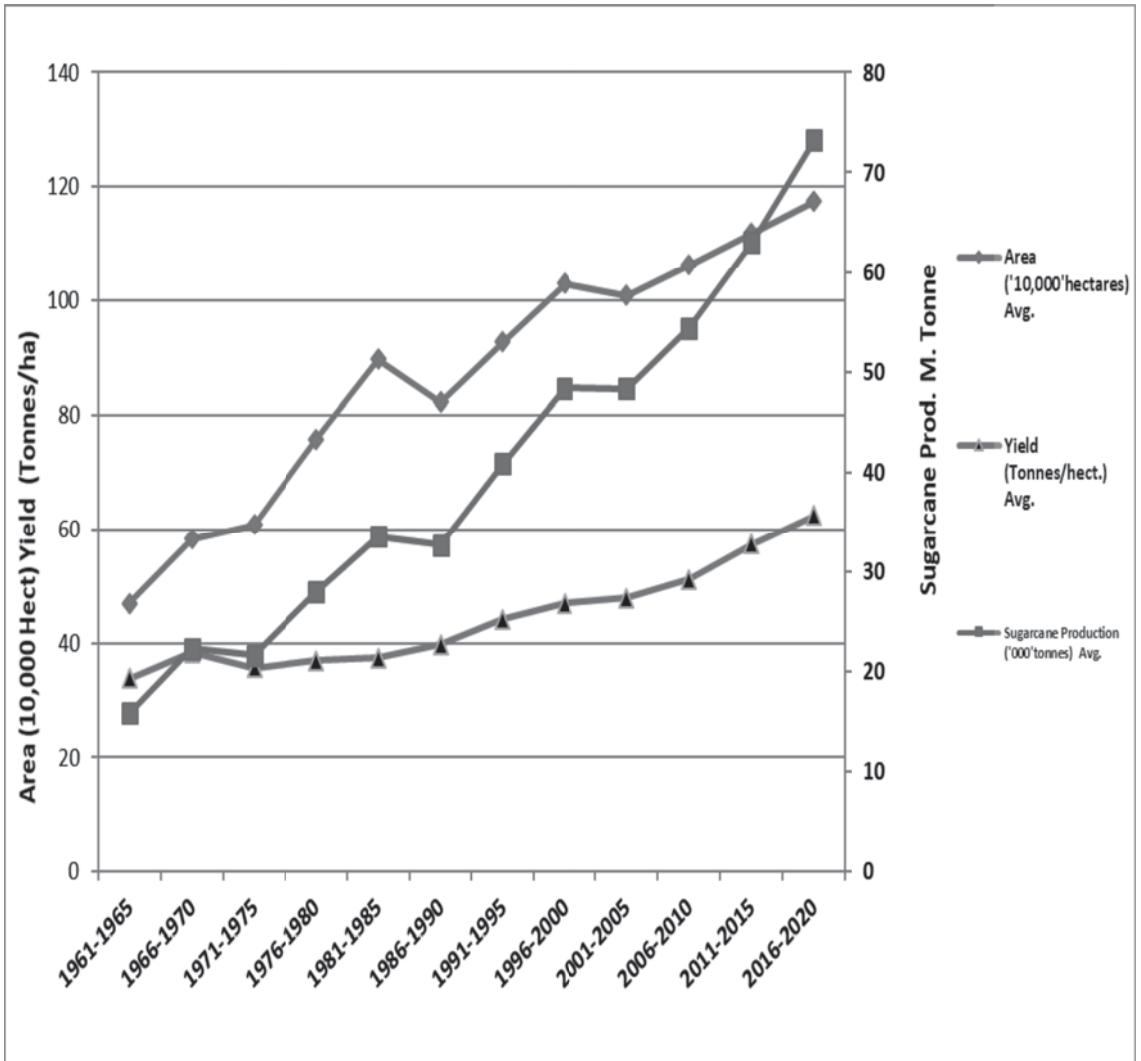
<b>*Year</b>	<b>Quantity</b>	<b>Value</b>	Qty: Liters
			Value: '000' Rs.
			Avg. Price: Rs./Liter
			<b>Avg. Price</b>
2006-07	34,116,438	1,122,000	32.00
2007-08	28,609,832	892,222	31.19
2008-09	27,045,396	1,209,025	44.70
2009-10	101,260,099	4,679,269	46.21
2010-11	168,509,200	9,506,883	56.00
2011-12	215,814,894	14,234,428	65.96
2012-13	142,065,426	8,735,649	61.49
2013-14	492,476,805	32,168,695	65.21
2014-15	421,881,994	25,749,257	61.00
2015-16	396,940,741	22,929,248	58.00
2016-17	358,483,301	29,330,083	82.00
2017-18	699,791,482	42,512,352	61.00
2018-19	781,089,024	56,688,388	73.00
2019-20	474,228,873	45,318,085	96.00

Source: PBS (July- June)

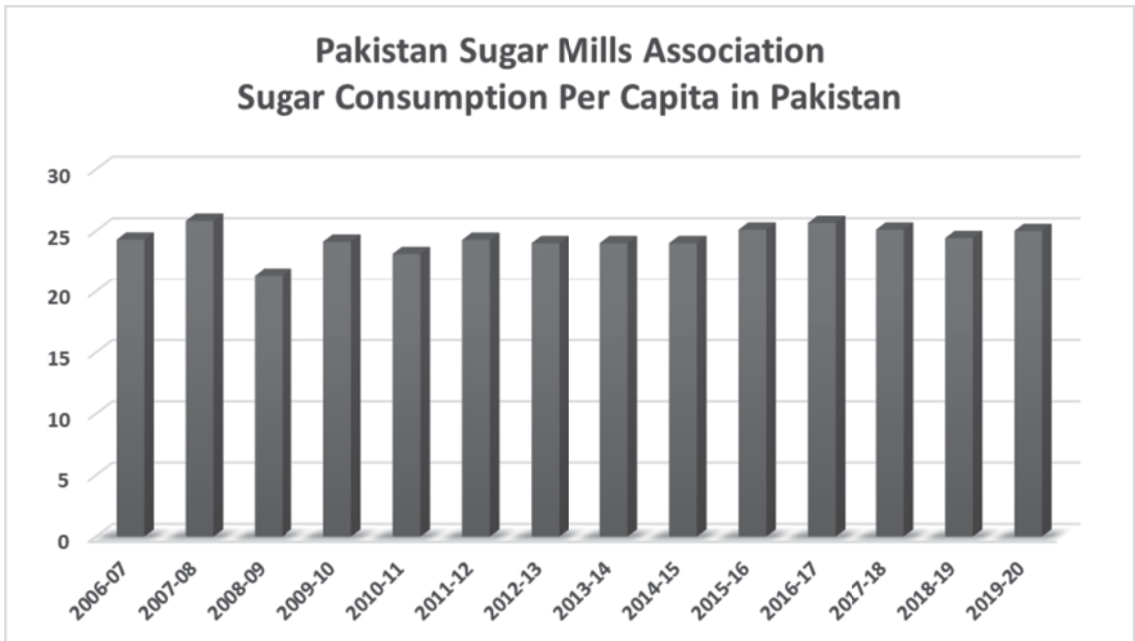
**Pakistan Sugar Mills Association**  
**Avg. Sugarcane Area, Production and Yield Tonnes/ha**  
**Projected 1961- 2020**

<b>Years</b>	<b>Area (‘000’hectares) Avg.</b>	<b>Sugarcane Production (‘000’tonnes) Avg.</b>	<b>Yield (Tonnes/ha) Avg.</b>
1961-1965	469	15,849	33.79
1966-1970	582	22,312	38.34
1971-1975	608	21,647	35.60
1976-1980	757	27,994	36.98
1981-1985	897	33,580	37.44
1986-1990	823	32,656	39.68
1991-1995	927	40,902	44.12
1996-2000	1,030	48,371	46.96
2001-2005	1,009	48,343	47.91
2006-2010	1,063	54,365	51.10
2011-2015	1,118	62,975	57.27
2016-2020	1,174	73,244	62.42

Source: PG (CRD)

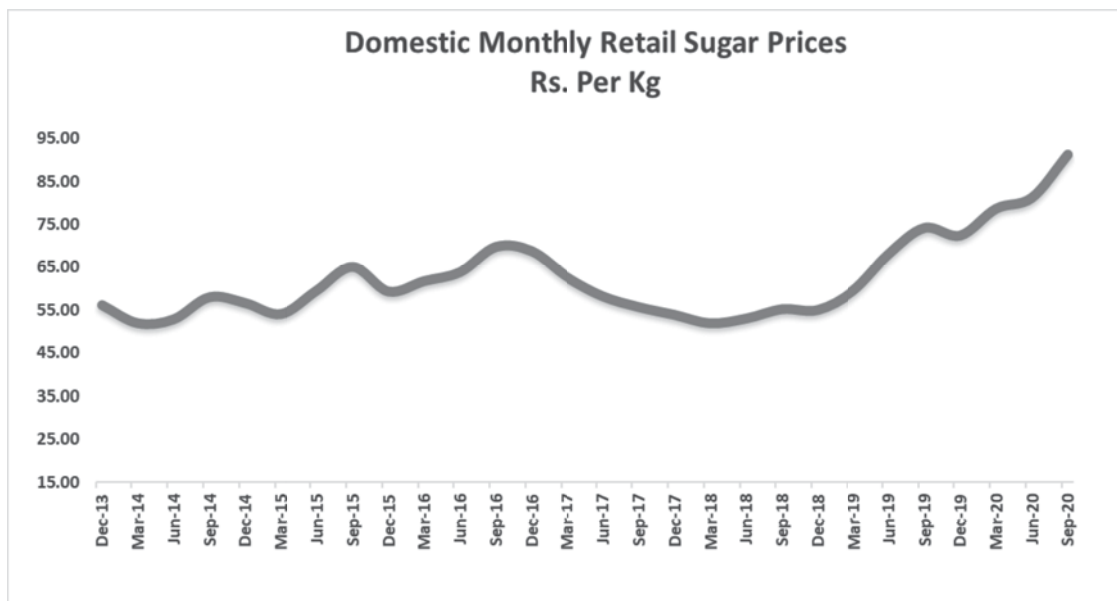


Source: CRD



<b>Sugar Year</b>	<b>Sugar per capita</b>
2006-07	24.29
2007-08	25.82
2008-09	21.34
2009-10	24.12
2010-11	23.12
2011-12	24.27
2012-13	24.00
2013-14	24.00
2014-15	24.00
2015-16	25.10
2016-17	25.65
2017-18	25.10
2018-19	24.42
2019-20	25.00

Source: SAB 2019-20



### Seven Years Domestic Monthly Retail Sugar Prices

Months	2013-14	2014-15	2015-16	2016-17	2017-18	2018-19	2019-20
Oct	55.68	59.17	61.55	71.04	54.28	54.78	73.78
Nov	58.86	56.78	59.56	71.80	53.68	54.87	72.61
Dec	54.12	54.12	57.14	63.68	53.91	55.63	71.08
Jan	51.39	53.92	59.80	64.86	53.12	58.47	75.77
Feb	51.25	54.23	62.80	63.12	51.50	59.14	79.51
Mar	53.35	54.28	62.93	60.41	51.33	61.15	80.92
Apr	52.60	56.92	63.76	59.97	52.85	65.63	81.57
May	52.27	59.53	63.75	58.46	52.68	67.99	81.37
Jun	53.84	62.49	64.37	56.48	53.69	70.83	80.92
Jul	55.92	65.41	67.34	55.04	55.21	72.38	84.19
Aug	57.83	65.36	71.17	56.88	55.59	75.38	94.90
Sep	60.49	64.75	71.03	55.45	54.99	75.02	94.79

Year Average  
Retail Rs.

**54.80      58.91      63.76      61.43      53.57      64.27      79.70**

Source: PBS

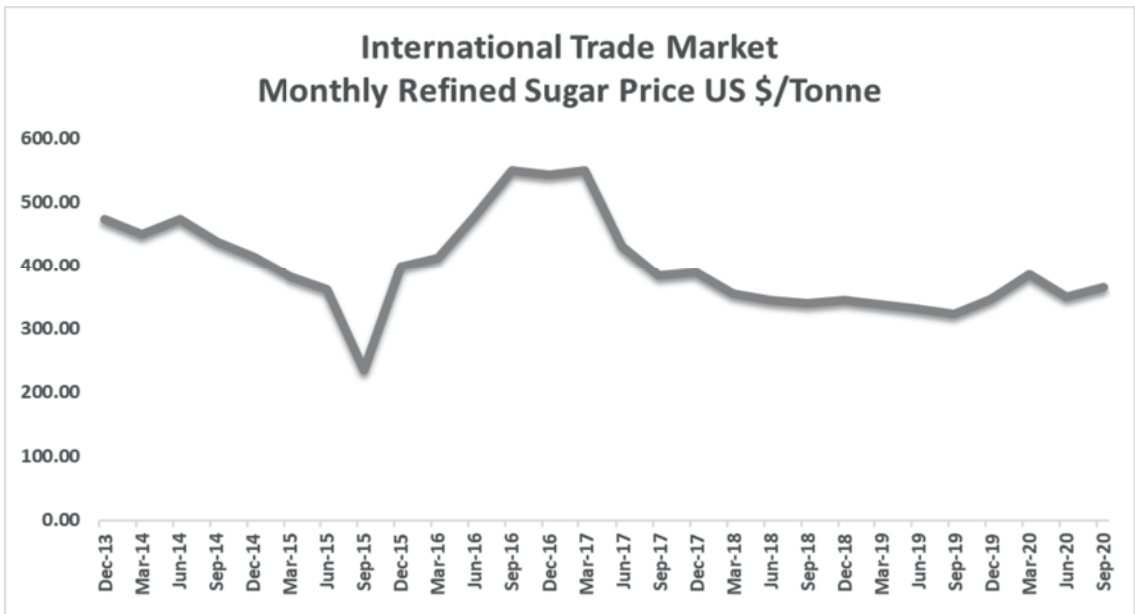
<b>10 Largest</b>			
<b>10 LARGEST SUGAR PRODUCERS</b>		<b>10 LARGEST SUGAR CONSUMERS</b>	
<i>(in mln metric tonnes, tel quel)</i>			
1	India	29.66	1 India 25.51
2	Brazil	29.17	2 EU-28 18.11
3	EU-28	16.65	3 China 16.20
4	Thailand	14.05	4 Brazil 10.55
5	China	10.57	5 USA 10.24
6	USA	7.22	6 Indonesia 6.95
7	Russian Fed.	7.20	7 Russian Fed. 5.95
8	Mexico	6.18	8 Pakistan 5.35
9	Pakistan	5.33	9 Mexico 4.09
10	Australia	4.25	10 Egypt, Arab Rep. 3.19
<b>10 LARGEST CANE SUGAR PRODUCER</b>		<b>10 LARGEST BEET SUGAR PRODUCERS</b>	
<i>(in mln metric tonnes, tel quel)</i>			
1	India	29.66	1 EU-28 16.42
2	Brazil	29.17	2 Russian Fed. 7.20
3	Thailand	14.05	3 USA 3.96
4	China	9.31	4 Turkey 2.49
5	Mexico	6.18	5 Egypt, Arab Rep. 1.53
6	Pakistan	5.30	6 Ukraine 1.47
7	Australia	4.25	7 China 1.27
8	USA	3.26	8 Iran 0.75
9	Guatemala	2.96	9 Japan 0.65
10	Indonesia	2.23	10 Belarus 0.64

Source: - ISO Sugar Year Book 2020 data 2019

<b>10 Largest</b>								
<b><i>10 LARGEST NET-EXPORTERS (in mln metric tonnes, tel quel)</i></b>								
<b><i>TOTAL</i></b>			<b><i>RAW SUGAR</i></b>			<b><i>WHITE SUGAR</i></b>		
1	Brazil	17.89	1	Brazil	15.98	1	Thailand	4.60
2	Thailand	10.41	2	Thailand	5.81	2	India	4.24
3	India	4.02	3	Australia	2.59	3	Brazil	1.91
4	Australia	2.71	4	Mexico	1.82	4	Guatemala	1.04
5	Mexico	2.34	5	South Africa	1.21	5	EU-28	0.77
6	Guatemala	2.06	6	Guatemala	1.02	6	Pakistan	0.61
7	South Africa	0.89	7	Cuba	0.57	7	Morocco	0.52
8	Eswatini	0.79	8	El Salvador	0.49	8	Mexico	0.52
9	Cuba	0.62	9	Nicaragua	0.37	9	UAE	0.51
10	Pakistan	0.62	10	Eswatini	0.34	10	Eswatini	0.45
<b><i>10 LARGEST NET-IMPORTERS (in mln metric tonnes, tel quel)</i></b>								
<b><i>TOTAL</i></b>			<b><i>RAW SUGAR</i></b>			<b><i>WHITE SUGAR</i></b>		
1	China	4.25	1	Indonesia	3.97	1	China	1.34
2	Indonesia	4.12	2	China	2.92	2	Sudan	1.29
3	USA	2.82	3	USA	2.25	3	Sri Lanka	0.63
4	Bangladesh	2.17	4	Algeria	2.19	4	USA	0.57
5	Algeria	1.89	5	Korea, Rep. of	1.83	5	Chile	0.48
6	Malaysia	1.78	6	EU-28	1.80	6	Israel	0.45
7	Korea, Rep. of	1.66	7	Bangladesh	1.74	7	Bangladesh	0.43
8	Nigeria	1.36	8	Malaysia	1.73	8	Syrian Arab Rep.	0.42
9	Iran	1.33	9	Saudi Arabia	1.47	9	Uzbekistan	0.39
10	Sudan	1.29	10	Nigeria	1.36	10	Ethiopia	0.37

Source: - ISO Sugar Year Book 2020 data 2019





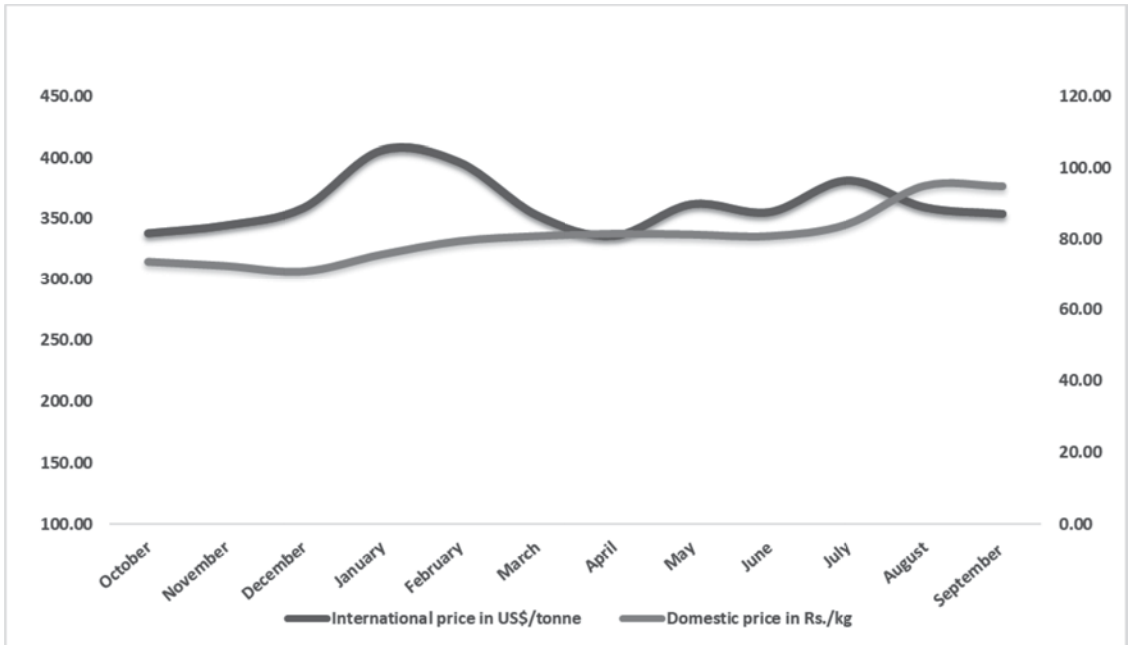
### Seven Years International Monthly Sugar Prices

US \$/Tonne

Months	2013-14	2014-15	2015-16	2016-17	2017-18	2018-19	2019-20
October	499.90	428.59	388.48	579.40	384.40	355.70	338.40
November	471.25	420.59	400.87	526.40	390.40	348.20	344.90
December	449.61	397.97	409.23	524.20	394.70	332.50	359.20
January	424.34	397.80	415.73	540.00	352.40	341.30	406.20
February	454.76	384.33	388.39	532.60	361.30	348.00	396.60
March	471.84	364.95	436.29	577.20	351.20	324.80	353.10
April	468.19	367.38	438.45	459.50	330.80	334.90	336.20
May	478.00	365.28	474.05	434.80	354.60	330.60	362.20
June	476.27	352.15	527.53	403.70	349.50	328.40	355.70
July	458.03	358.72	541.33	402.30	317.90	324.00	381.60
August	437.52	341.01	538.80	386.90	325.90	301.60	359.70
September	421.61	348.83	570.70	362.20	377.00	342.70	354.30
<b>Avg. Price</b>	<b>461.25</b>	<b>383.78</b>	<b>460.82</b>	<b>477.43</b>	<b>357.5</b>	<b>334.39</b>	<b>362.34</b>

Source: [www.investing.com/commodities/London-sugar](http://www.investing.com/commodities/London-sugar)

### Monthly Domestic & International Sugar Prices Comparison For Sugar Year 2019-20



**World Major Cane sugar Producing Countries  
Six Years Production & Ranking**

“000” Tonne raw value (Oct. – Sept.)

S. #	Name	*2019-20	2018-19	2017-18	2016-17	2015-16	2014-15	Ranking
1	India	29,660	33,300	32,000	20,500	25,500	28,310	1
2	Brazil	29,170	29,290	31,900	38,900	37,750	33,896	2
3	Thailand	14,050	15,440	14,674	9,865	9,750	11,296	3
4	China	9,310	9,200	10,310	9,300	8,700	10,556	4
5	Mexico	6,180	5,920	6,007	5,957	6,119	5,985	5
<b>6</b>	<b>Pakistan</b>	<b>5,300</b>	<b>6,250</b>	<b>6,615</b>	<b>7,047</b>	<b>5,325</b>	<b>5,948</b>	<b>6</b>
7	Australia	4,250	4,640	4,800	5,000	4,950	4,909	7
8	U.S.A	3,260	3,400	7,720	7,390	7,450	7,592	8
9	Guatemala	2,960	2,690	2,745	2,750	2,883	2,976	9
10	Indonesia	2,230	2,100	2,250	2,200	2,475	2,507	10

Source: \* ISO sugar year book 2020 data 2019

**Former Chairmen****Pakistan Sugar Mills Association (PSMA)**

1971-1972	Mr. Ahmed Ibrahim
1972-1973	Mr. Taj Muhammad Khanzada
1973-1974	Ch. Bashir Ahmed
1974-1975	Mr. M. Akram
1975-1976	Mr. Taj Muhammad Khanzada
1976-1977	Mr. Mian Bashir Ellahi
1977-1978	Mr. M. Akram
1978-1979	Mr. Taj Muhammad Khanzada
1979-1980	Mr. Malik Manzoor Hayat Noon
1980-1982	Mr. M. Akram
1982-1983	Mr. Taj Muhammad Khanzada
1983-1984	Mr. Altaf M. Saleem
1984-1985	Mr. M. Akram
1985-1986	Mr. Taj Muhammad Khanzada
1986-1987	Mr. Altaf M. Saleem
1988-1990	Mr. M. Akram
1990-1992	Mr. Syed Abbas Shah
1992-1994	Mr. Altaf M. Saleem
1994-1996	Mr. Ismail Zakaria
1996-1998	Mr. Abbas Sarfaraz Khan
1998-2000	Mr. S. M. Tahir
2000-2002	Mr. Ashraf W. Tabani
2002-2004	Mr. Iskander M Khan
2004-2006	Ch. M. Zaka Ashraf
2006-2008	Mr. Shunaid Qureshi
2008-2010	Mr. Iskander M Khan
2010-2012	Mr. Javed A. Kayani
2012-2014	Mr. Shunaid Qureshi
2014-2016	Mr. Iskandar M. Khan
2016-2018	Mr. Javed A. Kayani
2018-2020	Mr. Aslam Faruque
2020-2021	Mr. Iskander M. Khan

**Zone wise List of Sugar Mills  
Locations and Districts**

**PUNJAB**

Mills Name & Address		Tel & Fax	Mills Location/ Dist.
<b>1. Abdullah Sugar Mills Ltd. (unit-I&amp;II),</b> 6-F, Model Town, Lahore	Ph. Fx. Email:	(042)-35917321-3 (042)-35917317 pa.md@hwgc.com.pk	<b>Depalpur Okara</b>
<b>2. Al-Arabia Sugar Mills Ltd,</b> 55-k, Model Town, Lahore	Ph. Fx. Email:	(042)-35857234-5  pa.md@hwgc.com.pk	<b>Shahpur Sargodha</b>
<b>3. Adam Sugar Mills Ltd.,</b> 1 <sup>st</sup> floor Haji Adam chambers, Road, Altat Hussain New Chalili Karachi.	Ph. Fx. Email:	(021)-32417812-17 (042)-35757216 (021)-32427560 (042)-35874220 Info@adam.com.pk asmlho@adam.com.pk	<b>Chistian Bahawalnagar</b>
4. Liaison Office 345-A-I, Gulberg-III, Opp-Wyeth Laboratories, Lahore.	P & F Fx.	(042)-35757216 (042)-35874220	
<b>5. Ashraf Sugar Mills Ltd.,</b> 11-Upper Mall, Lahore.	Ph. Fx. E.mail:	(042)-35717333-555/35718333 (042)-35716999 info@asml.org.pk	<b>Ashrafabad Bahawalpur</b>
<b>6. Baba Farid Sugar Mills Ltd.,</b> 5 -KM faisalabad Road Okara, 42-G, firdous market, Gullberg-iii, lahore	Ph. Fx. E.mail:	044-2522878 044-2522978 javediqbal@bfm.com	<b>Faisalabad Okara</b>
<b>7. Brother Sugar Mills Ltd.,</b> 437-E-Block, Near Allah-Ho round, -about, Johor town Lahore.	Ph. Fx. E.mail:	(042)-35757013-16 (042)-35710417 bsml_lhr@yahoo.com	<b>Chunian Kasur</b>
<b>8. Chanar Sugar Mills Ltd.,</b> 69, block B, C-2, Gulberg-III, Lahore.	Ph. Fx. E.mail:	(042)-35868077-78 (042)-35862264 javedkayani@gmail.com	<b>Faisalabad</b>
<b>9. Chaudhry Sugar Mills Ltd.,</b> 146- Abu Bakar Block, New Garden Town, Lahore	Ph. Fx. E.mail:	(042)-35858135 –6 (042)-35858477 sharifwl@wol.net.pk	<b>Gojra Toba Tek Singh</b>

<b>10. SW Sugar Mills Ltd.,</b> 75, Sarfaraz Rafiqi Road, Lahore Cantt,	Ph. Fx. E.mail:	(042)-36683341-2 (042)-35762187 <a href="mailto:info@pswsugar.com.pk">info@pswsugar.com.pk</a>	<b>Sillanwali</b> <b>Sargodha</b>
<b>11. IMPERIAL SUGAR MILL – I.,</b> Ismail, Aiwan-e-Science Building, 205 -Ferozpur Road, Lahore.	Ph. Fx. E.mail:	(042)-35758970-72 (042)-35763247 waqar.bandey@imperialsugars.com	<b>Phalia</b> <b>MandiBahauddin</b>
<b>12. JK Sugar Mills Ltd.,</b> 13-B, Block K, Main Bouleverd Gulberg-II, Lahore.	Ph. Fx. E.mail:	(042)-35761095 (042)- 35763247 abid@jksugarmills.com	<b>Mian Channu</b> <b>Khanewal</b>
<b>13. Etihad Sugar Mills Ltd.,</b> 4, Bawa Park, Upper Mall, Lahore	Ph. Fx. E.mail:	(042)-35877921-23 (042)- 35751865-66 (042)- 35712293 sohail.dil@etihad.com.pk <a href="mailto:shakeel@tapl.com">shakeel@tapl.com</a>	<b>Karamabad</b> <b>Rahimyar Khan</b>
<b>14. Fatima Sugar Mills Ltd.,</b> Fatima Trust plaza LMQ, Road, Multan. E-11, khayaban-e- Jinnah, Lahore cantt	Ph. Fx. E.mail:	061-4512031 042-111-328-462 061-4884282 <a href="mailto:fatmagrp@mul.paknet.com.pk">fatmagrp@mul.paknet.com.pk</a> <a href="mailto:muhammad.amjad@fatima-group.com">muhammad.amjad@fatima-group.com</a>	<b>Kot Addu</b> <b>Muzafargarh</b>
<b>15. Darya Khan Sugar Mills Ltd.,</b> 42-G, Firdous Market, Gulberg III, Lahore.	Ph. Fx. Email:	(042)- 35884180-5 (042)- 35884138 qaissarabbas@gmail.com imporientchemicals@gmail.com	<b>Darya Khan</b> <b>Bhakhar</b>
<b>16. Gunj Buksh (Pasrur) Sugar Mills Ltd.,</b> (non Member) 21/ 69, F.C.C, Green Villas, Gulberg-II, Lahore.	Ph. FX. E.mail:	(042)- 35752123/ 3252759 (042)- 35760329/ 047-76310011 csml@wol.net.pk	<b>Toba Road</b> <b>Jhang</b>
<b>17. Hamza Sugar Mills Ltd.,</b> A/22, S.I. T. E. Mauripur Road, Karachi	Ph. Fx. E.mail:	(021)-32561101-5/ 068-5582256 (021)- 2561873/ 068-5582043 hamza_sugar@yahoo.com	<b>Khanpur</b> <b>Rahimyar Khan</b>
<b>18. Haq Bahu Sugar Mills Ltd.,</b> 65-Infantry Road, Military Accounts Colony, Lahore Cantt.	Ph. Fx. E.mail:	(042)-36834016-22 (042)-36811253 Inf@maccagroup.com	<b>Layyah Road</b> <b>Jhang</b>
<b>19. Haseeb Waqas Sugar Mills Ltd.,</b> 6-F, Model Town, Lahore.	Ph. Fx. E.mail:	(042)-35917321-3 (042)-35917317 <a href="mailto:hwg@brain.net.pk">hwg@brain.net.pk</a> <a href="mailto:pa.md@hwgc.com.pk">pa.md@hwgc.com.pk</a>	<b>Nankana Sahib</b>

<b>20.Seven Star Sugar Mills Pvt Ltd.,</b> Suit # 411, 4 <sup>th</sup> Floor, Progressive, Plaza Beaumont Road Karachi	Ph. (042)- 35644081-85 (056)-3545190-91 Fx. (056)354519 E.mail: <a href="mailto:irfanfmhsm@hotmail.com">irfanfmhsm@hotmail.com</a>	<b>Sangla Hill</b> <b>Nankana Sahib</b>
<b>21.Hunza Unit –I &amp;II Sugar Mills Ltd.,</b> 1-A, New Muslim Town, Lahore.	Ph. 042-111-161-161 Fx.. 042-35882941-4 E.mail: <a href="mailto:hunzasugar.headoffice@gmail.com">hunzasugar.headoffice@gmail.com</a>	<b>Shahkot</b> <b>Faisalabab</b>
<b>22.Husein Sugar Mills Ltd.,</b> 180-A abubakr block New Garden, Town, Canal road Lahore.	Ph. (042)-111-111-476 Fx. (042)-35830181-4 E.mail: <a href="mailto:info@huseinsugarmills.com">info@huseinsugarmills.com</a>	<b>Jaranwala</b> <b>Faisalabad</b>
<b>23.Indus Sugar Mills Ltd.,</b> 17-Tipu Block, New Garden Town, Lahore	Ph. (042)-35882801-3 Fx. (042)-35835180 E.mail: <a href="mailto:indussugar10@hotmail.com">indussugar10@hotmail.com</a>	<b>Kot Bahadur</b> <b>RajanPur</b>
<b>24.Ittefaq Sugar Mills Ltd.,</b> 40-B-II, Gulberg III, Lahore	Ph. (042)-35765021-6 Fx. (042)-35759546 E.mail: <a href="mailto:alshafi@brain.net.pk">alshafi@brain.net.pk</a>	<b>Pakpattan</b> <b>Pakpattan</b>
<b>25.Jauharabad Sugar Mills Ltd.,</b> 125-B, Quaid-e-Azam Industrial Estate , Gate No. 4, kot lakhpat, Lahore.	Ph. (042)- 35213490-2-3 Fx. (042)- E.mail: <a href="mailto:amtax@jsml.com.pk">amtax@jsml.com.pk</a> <a href="http://www.jsml.com.pk">www.jsml.com.pk</a>	<b>Jauharabad</b> <b>Khushab</b>
<b>26.JDW-1 Sugar Mills Ltd.,</b> 17- Abid Majeed Road, Lahore -Cantt	Ph. (042)-36664891-92 Fx. (042)-36654490 E.mail: <a href="mailto:jdwho@brain.net.pk">jdwho@brain.net.pk</a> <a href="mailto:sabir@jdw-group.com">sabir@jdw-group.com</a>	<b>Mouza Shirin</b> <b>Rahimyar Khan</b>
<b>27.JDW-II (United) Sugar Mills Ltd.,</b> 17- Abid Majeed Road Lahore Cantt.	Ph. (042)- 36664891-92 Fx. (042)-36654490 E.mail: <a href="mailto:mjaffar@jdw.group.com">mjaffar@jdw.group.com</a> <a href="mailto:sabir@jdw-group.com">sabir@jdw-group.com</a>	<b>Sadiqabad</b> <b>Rahim Yar Khan</b>
<b>28. Two Star Industries Ltd.,</b> umar group of companies, City Tower 9 <sup>th</sup> floor 6 K main Boulevard Gulberg-II, Lahore	Ph. 042-111-130-130 Fx. 042--5770015 E.mail: <a href="mailto:lhroffice@umargroup.com">lhroffice@umargroup.com</a>	<b>Kamalia</b> <b>Toba Tek Singh</b>
<b>29.Kashmir Sugar Mills Ltd.,</b> 40-B-II, Gulberg -III, Lahore	Ph. (042)-35765021-6 Fx. (042)-35759546 E.mail: <a href="mailto:alshafi@brain.net.pk">alshafi@brain.net.pk</a>	<b>Shorkot</b> <b>Jhang</b>
<b>30.Layyah Sugar Mill Ltd.,</b> 2D-1, Gulberg III, Lahore.	<b>Ph.</b> (042)-35771066-71 Fx. (042)-35756687 E.mail: <a href="mailto:nauman.khan@almoiz.com">nauman.khan@almoiz.com</a>	<b>Layyah</b>
<b>31.Macca Sugar Mills Ltd.,</b> 65- Infantry Road, Military	Ph. (042)-36834016-20 Fx. (042)-36811253	<b>Manga Road</b> <b>Kasur</b>

Accounts Colony, Lahore Cantt.	E-mail:	farrukh@maccagroup.com <a href="mailto:maccagroup@yahoo.com">maccagroup@yahoo.com</a>	
<b>32.Madina Sugar Mills Ltd.,</b> Gate 4,University town Faisalabad, Sargodha Road, Faisalabad.	Ph. Fx. E.mail:	(041)-2424401-6 (041)-8869899 acc1msm@madinahgroup.com.pk Afm.msm@madinagroup.com.pk	<b>Chiniot</b>
<b>33.Noon Sugar Mills Ltd.,</b> 67 Garden Baloch New Garden Town, Lahore	Ph. Fx. E.mail:	(042)-35442820 (042)- 35788468 <a href="mailto:igbal.talib@noonsugar.net">igbal.talib@noonsugar.net</a> info@noonsugar.net	<b>Bhalwal Sargodha</b>
<b>34.Popular (Ex-National) Sugar Mills Ltd.,</b> 311-Chapal Plaza, HasratMohani Road, II Chundrigar Road, Karachi	Ph. Fx. E.mail:	(042)- 37465670 (0486)-886281-3 (042)- 37414866 <a href="mailto:chairman@poplulargroup.com.pk">chairman@poplulargroup.com.pk</a>	<b>Jan Muhammadwala Sargodha</b>
<b>35.Pattoki Sugar Mills Ltd.,</b> 42-G,Firdous Market, Gulberg III, Lahore.	Ph. Fx E.mail:	(042)- 35884180-5 (042)- 35884138-40 qaisarabbas@gmail.com <a href="mailto:imporientchemicals@gmail.com">imporientchemicals@gmail.com</a>	<b>Pattoki Kasur</b>
<b>36.Ramzan Sugar Mills Ltd.,</b> 55-K, Model Town Lahore	Ph. Fx. E.mail:	(042)- 35857234-5 (042)- 35857232 <a href="mailto:sharif@wol.net.pk">sharif@wol.net.pk</a> <a href="mailto:ikram@sgroup.pk">ikram@sgroup.pk</a>	<b>Chiniot Jhang</b>
<b>37.R.Y. K Sugar Mills Ltd.,</b> 75/4D Sarfaraz Rafiqi Road, Lahore Cantt.	Ph. Fx. E.mail:	(042)-36601381-4/(068)-5882101 (042)-36601385 <a href="mailto:info@rykmills.com">info@rykmills.com</a>	<b>Rahim Yar Khan</b>
<b>38.SAFINA SUGAR MILL</b> 2D-1, Gulberg III, Lahore	Ph. Fx. E.mail:	(042)-35771070-71 (042) -35771068 (042)-35756687/35771175 <a href="mailto:nauman.khan@almoiz.com">nauman.khan@almoiz.com</a>	<b>Lalian Jhang</b>
<b>39.Shahtaj Sugar Mills Ltd.,</b> 72/C-1, mm alam road Gulberg III Lahore	Ph. Fx. E.mail:	(042)-35710482-84 (042)-35711904 <a href="mailto:fianance@shahtajsugar.com">fianance@shahtajsugar.com</a> mail@shahtajsugar.com	<b>MandiBahauddin Gujrat</b>
<b>40.Shakarganj (I) Sugar Mills Ltd.,</b> Toba Tek Singh Road, Jhang, Jhang.	Ph. Fx. E.mail:	(0477)-631001 / 5 (047)-7652801-05 (047)-652811 <a href="mailto:info@shakarganj.com.pk">info@shakarganj.com.pk</a> <a href="mailto:parvez@shakarganj.com.pk">parvez@shakarganj.com.pk</a>	<b>Toba Road Jhang</b>



**41. Shakarganj -II Mills Ltd.,** Ph. (042)-111-111-765 **AddaBhone**  
 57 KM Jhang Sargodha Road Fx. (047)-7223017 **Jhang**  
 Addah Bhone,  
 Executive Floor IT Tower  
 Hali Road  
 Gulberg III, Lahore E.mail: [m.saifullah@shakarganj.com.pk](mailto:m.saifullah@shakarganj.com.pk)

**42. Rasool Nawaz Sugar Mills (Pvt) Ltd,** (042)- 35321736 **Gojra**  
 Gourmet Foods (unit 6) Mauza Fx. (042)- 35966157 **Faisalabad**  
 Bhubatian E.mail: [Rana.imran@gmail.com](mailto:Rana.imran@gmail.com)  
 Stop, Main Defence Road, Lahore.

**43. Sheikhoos Sugar Mills Ltd.,** Ph. (042)- 35728901-6, **Kot Adu**  
 28-CCA, C- Block, Phase -VI, (042)- 35792508 **Muzafargarh**  
 D.H.A Fx. (042)- 35728904  
 Lahore Cantt E.mail: [Yousuf\\_anis@Sheikhoosugar.com](mailto:Yousuf_anis@Sheikhoosugar.com)  
 Shakeel.ahmed@sheikhoosugar.com

**44. Tandlianwala-I&II Sugar Mills Ltd.,** Ph. 042- 35750220 **Kanjwani**  
 66-L, Gulberg II, (042)- 35715081-6  
 Lahore. Fx. (042)- 35710929 **Faisalabad**  
 E.mail: [ahmad\\_lodge@yahoo.com](mailto:ahmad_lodge@yahoo.com)  
[farid@pepsi-lahore.com.pk](mailto:farid@pepsi-lahore.com.pk)

**SINDH**

Mills Name & Address	Tel & Fax	Mills Location / Dist.
<b>1. Abdullah Shah Ghazi Sugar Mills Ltd.,</b> 65-Infantry Road, Military Accounts Colony, Lahore	(042)-36834016- 22 FX: (042)-36811253 E-mail: <a href="mailto:info@maccagroup.com">info@maccagroup.com</a>	<b>Gharo</b> <b>Thatta</b>
<b>2. Al-Abbas Sugar Mills Ltd.,</b> Pardeis House, Survey # 2/1, R.Y – 16, Old Queens Road, Karachi 74000.	Ph. 021-32470220-9 021-32470087 Fx. 021-32470090/32470467 E-mail: <a href="mailto:sugar@cyber.net.pk">sugar@cyber.net.pk</a>	<b>MirwahGorchani</b> <b>Mirpurkhas</b>
<b>3. Al-Noor Sugar Mills Ltd.,</b> 96-A, Sindhi Muslim Society, Karachi	Ph. 021-34550161-3 021-34551990 Fx. 021-34556675 E.mail: <a href="mailto:alnoor@fascom.com">alnoor@fascom.com</a>	<b>Taluka Moro</b> <b>Nawabshah</b>
<b>4. Alliance Sugar Mills. Pvt. Ltd</b> 3B Nisar Colony Nisar Road Lahore Cantt.	Ph. 042-36660051-52 Fax 042-36660065 Email <a href="mailto:info@alliancesugar.com">info@alliancesugar.com</a>	<b>Ubauro</b> <b>Ghotki</b>

<b>5. Ansari Sugar Mills Ltd.,</b> 2nd Floor, Block-4, Hockey Club Of Pakistan stadium, Karachi.	Ph. Fx. E.mail:	021-35655131-4 021-35680533 naudero@cyber.net.pk	<b>Matli Hyderabad</b>
<b>6. Army Welfare Sugar Mills Ltd,</b> Army welfare Trust, AWT Plaza, 6th Floor, The Mall, Rawalpindi.	Ph. Fx. E.mail:	(0297) 861205 (0297) 861733 awsm@awt.com.pk	<b>Badin</b>
<b>7. Bawany Sugar Mills Ltd.,</b> 2 <sup>nd</sup> Floor, Block-4, Hockey Club of Pakistan Stadium, Karachi	Ph. Fx. E.mail:	021-35655131-4 021-35680533 <a href="mailto:naudero@cyber.net.pk">naudero@cyber.net.pk</a> <a href="mailto:kmajid@cyber.net.pk">kmajid@cyber.net.pk</a>	<b>Talhar Badin</b>
<b>8. Bandhi Sugar Mills Ltd.,</b> 2nd floor, Continental Trade Center, Main Clifton Road, Karachi,	Ph. Fx. E.mail:	021-3503215-19	
<b>9. Chamber Sugar Mills</b> 2 <sup>nd</sup> Floor, Block-4, Hockey Club of Pakistan Stadium, Karachi	Ph. Fx. E.mail:	021-35655131-4 021-35680533	
<b>10. Dewan Sugar Mills Ltd.,</b> 7th floor, Block- Finance & Trade Centre Main Shahra-e-Faisal Karachi.	Ph. Fx. E.mail:	021-111-364-111 021-35630814 <a href="mailto:dewanyousuf@dewangroup.com.pk">dewanyousuf@dewangroup.com.pk</a>	<b>Budho Talpur Thatta</b>
<b>11. Deharki Sugar Mills Ltd.,</b> 17-Abid Majid Road, Lahore Cantt	Ph. Fx. E.mail:	042- 36664891-96 042- 36654490	<b>District Ghotki</b>
<b>12. Digri Sugar Mills Ltd.,</b> 48 J /1, Block 6, P.E.C.H.S. Karachi.	Ph. Fx. E.mail:	021-34541195-8 021- 34534501 <a href="mailto:digri@cyber.net.pk">digri@cyber.net.pk</a>	<b>Digri Mirpurkhas</b>
<b>13. Faran Sugar Mills Ltd.,</b> Plot 43/1 E, (B) PECHS Block 6, Off Razi Road, Shahra-e-faisal Karachi	Ph. Fx. E.mail:	021- 111-229-269 021- 34322864 <a href="mailto:info@faran.com.pk">info@faran.com.pk</a>	<b>Sheikh Bhirkio Hyderabad</b>
<b>14. JK (Gulf) Sugar Mills Ltd.,</b> 13-B, Block K, Main Boulevard, Gulberg –II, Lahore.	Ph. Fx. E.mail:	(042)-35750018 (042)-35761099	<b>Khambhara Distt Ghotki</b>
<b>15. J.D.W-III (Ghotki) Sugar Mills Ltd.,</b> 17-Abid Majeed Road, Lahore Cantt.	Ph. Fx. E.mail:		<b>Channu Ghotki</b>

<b>16.Habib Sugar Mills Ltd.,</b> 3rd Floor, Imperial Courts, Dr. Ziauddin Ahmed Road, Karachi	Ph. Fx. E.mail:	(021)- 35680036-9 (021)- 35684086 <u>sugar@habib.com</u>	<b>Nawabshah</b>
<b>17.Khairpur Sugar Mills Ltd.,</b> 3rd Floor, Plot No. 15-C, 9 <sup>th</sup> Phase-V, Commercial Lane, Zamzama, D.H.A Karachi.	Ph. E.mail:	(021)- 35810771-5 (021)- 35810776 headoffice@jumanigroup.com	<b>NarooDhoro Khairpur</b>
<b>18.Khoski Sugar Mills Pvt. Ltd.</b> 2nd Floor, Hockey Club of Pakistan Stadium, Karachi	Ph. Fx: E.mail:	(021)-35655131-4 (021)-35680533 kmajid@cyber.net.pk	<b>Khoski Badin</b>
<b>19.Kiran Sugar Mills Pvt. Ltd.</b> Noman Goth Duber Road, Rohri Dist, Sukkur	Ph. Fx: E.mail:	0771- 5623561 0771- 5623564 <u>kiransugarmillsltd@gmail.com</u>	<b>Khoski Badin</b>
<b>20.Larr Sugar Mills Ltd.,</b> 2nd Floor, Hockey Club, Pakistan Stadium, Karachi	Ph. Fx. E.mail:	(021)- 35655131- 4 (021)-35680533 <u>lsml@cyber.net.pk</u>	<b>DehKinjhar – Sajawal Thatta</b>
<b>21.Matiari Sugar Mills Ltd.,</b> C-48, KDA Scheme No.1 Karachi. 75350	Ph. Fx. E.mail:	(021)-345213823/ 34529698 (021)- 34541734 <u>matsug@attglobal.net</u>	<b>Matiari Hyderabad</b>
<b>22.Mehran Sugar Mills Ltd.,</b> 14-B, 14 <sup>th</sup> floor, Dolmen City, Executive Tower, HC-3, Block # 04, Marine Drive, Clifton Karachi	Ph. Fx. E.mail:	(021)-35297814 (021)- 35297818-27 <u>msm@mehransugar.com</u>	<b>Tando Allah Yar Hyderabad</b>
<b>23.Mirpurkhas Sugar Mills Ltd.,</b> 2 <sup>nd</sup> Floor, Modern Motors House, Beaumont Road, Karachi.	Ph. Fx. E.mail:	(021)-111-345-111/ 35682565-7 (021)-35682839 <u>msmho@sat.net.pk</u> saeed.uuzaman@gfg.com.pk	<b>Mirpurkhas Mirpurkhas</b>
<b>24.Mirza Sugar Mills Ltd.,</b> 10 <sup>th</sup> Floor, Lakson Square, Building No. 1, Portion 'B', Sarwar Shaheed Road, Karachi	Ph. Fx. E.mail:	(021)-35680151/35680148 (021)- 35680183 <u>msml1@cyber.net.pk</u>	<b>Deh Charo Tappo Badin</b>
<b>25.Najma Sugar Mills Ltd.,</b> Sikander House F-58, Park Lane Block –5 Clifton, Karachi	Ph. Fx. E.mail:	(021)-35831082/35870321 (021)-35831069 <u>nsml@khi.comsets.net.pk</u>	<b>Jhuddo Mirpurkhas</b>

<b>26.Naudero Sugar Mills Ltd.,</b> 2 <sup>nd</sup> Floor, Hockey Club, Pakistan Stadium, Karachi.	Ph. (021)-35655131-4 Fx. (021)-35680533 E.mail: <a href="mailto:naudero@cyber.net.pk">naudero@cyber.net.pk</a>	<b>Naudero Larkana</b>
<b>27.New Dadu Sugar Mills Ltd.,</b> 2 <sup>nd</sup> Floor, Block # 4, Hockey Club of Pakistan Stadium ,Karachi	Ph. (021)-35655131-4 Fx. (021)-35680533 E.mail: <a href="mailto:kmajid@cyber.net.pk">kmajid@cyber.net.pk</a>	<b>Piarogoth Dadu</b>
<b>28.Pangrio Sugar Mills Ltd.,</b> 10 <sup>th</sup> Floor Lakson Square, Building No. 1 Portion 'B' Sarwar Shaheed Road, Karachi	Ph. (021)- 35680151/35680148 Fx. (021)- 35680183 E-mail: <a href="mailto:psml2@cypber.net.pk">psml2@cypber.net.pk</a>	<b>Deh Rajauri-2 Badin</b>
<b>29.Ranipur Sugar Mills Ltd.,</b> Plot No. 23-f/1, Block -6, PEACHS Karachi.	Ph. (021)-34314854-8 Fx. (021)-34314857 E.mail: <a href="mailto:ranipursugar@gmail.com">ranipursugar@gmail.com</a>	<b>Ranipur Khairpur</b>
<b>30.Sakrand Sugar Mills Ltd.,</b> 41-K, Block -6 , P.E.C.H.S., Karachi	Ph. (021)-111-484-848/34531637 (021)-34531642 Fx. (021)- 34546456/34535374 E.mail: <a href="mailto:admin@sakrandsugar.com">admin@sakrandsugar.com</a>	<b>Qazi Ahmed Nawabshah</b>
<b>31.Sanghar Sugar Mills Ltd.,</b> Clifton Centre Room 204, clifton Block 5- Karachi	Ph. (021)-35371441-3 Fx. (021)- 35371444 E.mail: <a href="mailto:info@sangharsugarmills.com">info@sangharsugarmills.com</a>	<b>Sindhri Sanghar</b>
<b>32.Seri Sugar Mills Ltd.,</b> 1 <sup>st</sup> Floor, Hussain Ali Centre, M.A Jinnah Road, Karachi.	Ph. (021)-32439630 (021)-32437828 Fx. (021)-32413600 E.mail: <a href="mailto:tabani@cyber.net.pk">tabani@cyber.net.pk</a>	<b>Deh Norai Jagir Hyderabad</b>
<b>33.Shahmurad Sugar Mills, Ltd.,</b> 96-A, Sindhi Muslim Society, Karachi	Ph. (021)-34550160-3 Fx. (021)-34556675 E.mail: <a href="mailto:alnoor@fascom.com">alnoor@fascom.com</a>	<b>Jhok Sharif Thatta</b>
<b>34.Sindh Abadgar's Sugar Mills Ltd.,</b> 209, 2 <sup>nd</sup> Floor, Progressive plaza, Beaumont Road, Karachi	Ph. (021)-35638212-3 Fx. (021)-35638219 E.mail: <a href="mailto:fasm@unitedgroup.org.pk">fasm@unitedgroup.org.pk</a>	<b>Deenpur Hyderabad</b>
<b>35.TMK Sugar Mills Ltd.,</b> 1 <sup>st</sup> Floor, Hassan Ali Centre, Opp. M.W. Tower, M.A. Jinnah Road, Karachi.	Ph. (021)-32439630 (021)-32437828 Fx. (021)-32413600 E.mail: <a href="mailto:tabani@cyber.net.pk">tabani@cyber.net.pk</a>	<b>TMK Hyderabad</b>

<b>36.SGM Sugar Mills Ltd.,</b> <b>(Sardar Ghulam Mohammad)</b> 211, 2nd Floor, Progressive Plaza, Beaumont Road, Karachi	Ph. (021)-35638212-16 Fx. (021)-3563219 E.mail: info@sgmsugar.com	<b>Jarwah Road, Ghotki</b>
<b>37.Tharparkar Sugar Mills Ltd.,</b> 108/ 03, 3 <sup>rd</sup> Avenue, Block # 5, Main Clifton, Near Police Club, Karachi	Ph. (021)-35863730/ 38065903 (021)-35467613 Fx. (021)-35863729 E.mail: <u>tharparkarsugar@yahoo.com</u>	<b>Tharparkar Mirpurkhas</b>
<b>38.Tandoallayar Sugar Mills Ltd.,</b> 2 <sup>nd</sup> Floor, Hockey Club of Pakistan Stadium, Karachi	Ph. (021)- 35655131-4 Fx. (021)- 35680533 E.mail:	

**KHYBER PAKHTUNKHWA**

<b>Mills Name &amp; Address</b>	<b>Tel &amp; Fax</b>	<b>Mills Location/ Dist.</b>
<b>1. Chashma-I Sugar Mills Ltd.,</b> Unit1, University Road, Dera Ismail Khan	Ph. (0966)750090-91 Fx. (0966)750092 E. Mail: csmdik@brain.net.pk	<b>D.I. Khan</b>
<b>2. Chashma-II Sugar Mills Ltd.,</b> Unit 2, Ramak, Dera Ismail Khan	Ph. (0966)756365 Fx. (0966)756327 E-mail Csm2.ramak@gmail.com	<b>D.I. Khan</b>
<b>3. Tandlianwala Sugar Mills Ltd.</b> (Ext. Zamand) 66-L, Gulberg II, Lahore.	Ph. 0966-756153/756158 Fx. 0966-756301/756298 E.mail: <u>tsmlzamand@yahoo.com</u>	<b>Miran Dera Ismail Khan</b>
<b>4. Al-Moiz Industries Ltd.,</b> 2-D-1, Gulberg–III, Lahore	Ph. (042)-35771066-71 0966-720910 Fx. (042)-35756687/35771175 E. mail: Bilal.bhatti@almoiz.com	<b>Chashma D.I. Khan</b>
<b>5. Bannu Sugar Mills Ltd.,</b> SeraiNaurang, Bannu	Ph. (0969)-351022/ 352444 Fx. (0969) 350112	<b>SeraiNaurang Bannu</b>
<b>6. Premier Sugar Mills Ltd.,</b> Mardan.	Ph. 0937-862051-2 Fx. 0937-862989 E.mail: <u>psmmdn@premiergroup.pk</u>	<b>Mardan</b>
<b>7. Khazana Sugar Mills Ltd.,</b> Khazana, Peshawar	Ph. 091-2041694/2045732 Fx. 091-2040550 E-mail khazanamail@gmail.com	<b>Peshawar</b>

**Sugar Production Marketing & Stock  
Summary (Season 2019-20)  
as on 30<sup>th</sup> September, 2020**

Area: hect.  
Prod: tonnes  
Yield: T/hect  
1,038,879  
67,105,218  
64.59

Sugarcane Plantation Area  
Sugarcane Production  
Average Yield

	<b>Sugarcane Crushing</b>	<b>Sugar Produced</b>
Punjab	31,489,705	3,057,641
Sindh	14,286,365	1,459,234
KP	2,941,474	302,919
<b>(Cane sugar)Total</b>	<b>48,717,544</b>	<b>4,819,793</b>
Sugar refined from raw		
Sugar produced from beet		61,432
<b>Total sugar produced</b>		<b>4,881,225</b>
Carryover stock (2019-20)		1,397,000
Import (2019-20) (Source: PBS)		7,609
<b>Total Availability (2019-20)</b>		<b>6,285,834</b>
<b>Export (2018-19)</b> (Source: PBS)		<b>- 181,447</b>
<b>Total consumption (2019-20)</b> @ 26.52 kg/capita		<b>- 5,279,000</b>
<b>Carry Forward (2020-21)</b>		<b>*825,387</b>

Balance on December 31, 2020 was 0.092 Mln/tonnes (Sou: SAB)

Source: PSMA Zonal Offices/ P.G

**Monthly Retail Sugar Price Rs. per kg (2019-20)**

October	73.78
November	72.61
December	71.08
January	75.77
February	79.51
March	80.92
April	81.57
May	81.37
June	80.92
July	84.19
August	94.90
September	94.79
<b>Average</b>	<b>79.70</b>

Source: PBS

<b>Sugarcane &amp; Sugar – I</b>					
<b>Sugar Year (Oct-Sept.)</b>	<b>2011-12</b>	<b>2012-13,</b>	<b>2013-14</b>	<b>2014-15</b>	<b>2015-16</b>
Sugarcane Area (Hect)	1,046,000	1,128,098	1,171,687	1,113,161	1,130,820
Sugarcane Produced	58,038,200	63,718,523	67,427,975	62,794,827	65,450,704
Yield (Tonnes/Hect)	55.48	56.5	57.55	56.41	57.88
Cane Utilized by Mills	48,248,535	50,089,483	56,460,524	50,795,218	50,042,249
percentage of utilization	83	80	84	80.9	76.45
Cane support price Punjab, KP / Sindh	150/150/152	170/170/172	170/172/170	180/182/180	180/182/180
Average Recovery (%)	9.68	10.04	9.9	10.12	10.16
Sugar Production (Cane)	4,652,164	5,030,129	5,587,568	5,139,566	5,082,110
Sugar Production (Beet)	18,216	33,028	27,389	22,727	32,791
Sugar Production (Raw)	-	-	-	-	-
Total Sugar Production	4,670,380	5,063,158	5,614,957	5,162,293	5,114,901
Beginning Stocks 1st Oct.		*1,394,013	844,171	1,197,128	1,344,421
Imports/TCP	-	**25,043	**32,259	**28,166	535
Total Available	5,779,701	6,457,171	6,459,128	6,359,421	6,459,322
Export	48,672	1,193,000	750,000	415,000	293,541
End Stock 30th Sep.	1,394,013	844,171	1,197,128	1,344,421	12,65,781 #950,000
Consumption / Marketing	4,385,688	4,420,000	4,512,000	4,600,000	4,900,000
Average Consumption / month	365,688	368,333	376,000	383,333	408,333
Season's Av. retail price Rs./ kg	57.16	53.41	54.80	58.91	63,76
International Sugar Price US \$/Tonne	607.45	502.84	459.28	377.30	460.82
Molasses Prod. (C+B+R)*	2,207,632	2,252,751	2,524,202	2,247,137	2,246,540

\* Cane + Beet + Raw

Sources: FBS, ISO, Zonal Offices

Sugarcane & Sugar – II				Estimates	
Sugar Year(Oct-Sept.)	2016-17	2017-18	2018-19	2019-20	2020-21
Sugarcane area (hect)	1,216,894	1,340,926	1,101,073	1,038,879	1,175,980
Sugarcane produced(Tonnes)	75,450,620	83,289,340	67,129,645	67,105,218	75,424,660
Yield ( Tonnes/Hect)	62.00	62.11	60.97	64.59	64.14
Cane Utilized by Mills	70,989,948	65,639,963	49,768,113	48,717,544	55,814,248
Percentage of Utilization	94.00	78.80	74.13	72.60	74%
Cane Support Price Punjab, KP, Sindh	180/182/180	180/182/180	180/182/180	190/192/190	200/202/200
Average recovery (%)	9.87	10.02	10.47	10.21	10%
Sugar Production (cane)	7,005,480	6,580,111	5,210,744	4,819,793	5,581,424
Sugar Production (beet)	42,996	40,922	56,828	61,432	50,000
Sugar Production (raw)	-	-	-	-	-
Total Sugar Production	7,048,476	6,621,033	5,267,572	4,881,225	
Beginning Stocks 1st Oct.	950,000	2,473,476	2,424,707	825,387	825,387
Imports/TCP	-	-	7852	7609	
Total Available	7,998,476	9,094,509	7,700,131	6,285,834	
Export	425,000	1,469,802	691,994	181,447	
End Stock 30th Sep. (Mills)	2,473,476	2,424,707	1,812,137	825,387	
Consumption / Marketing	5,100,000	5,200,000	5,196,000	52,279,000	
Average Consump. / month	425,000	4,33,333	433,000	442,000	
Season's Av. Retail price / kg	61.43	53.57	64.27	79.70	
Intl. Av. Sugar Trade Price US \$/T	477.43	357.50	334.39	362.34	
Molasses Prod. (C+B+R) *	3,095,986	2,971,992	2,263,109	2,236,928	

\* C: Cane, B: Beet, R: Raw

\*\* TCP stock as on 31-08-2015(Ignored)

Sources: FBS, ISO, Zonal Offices

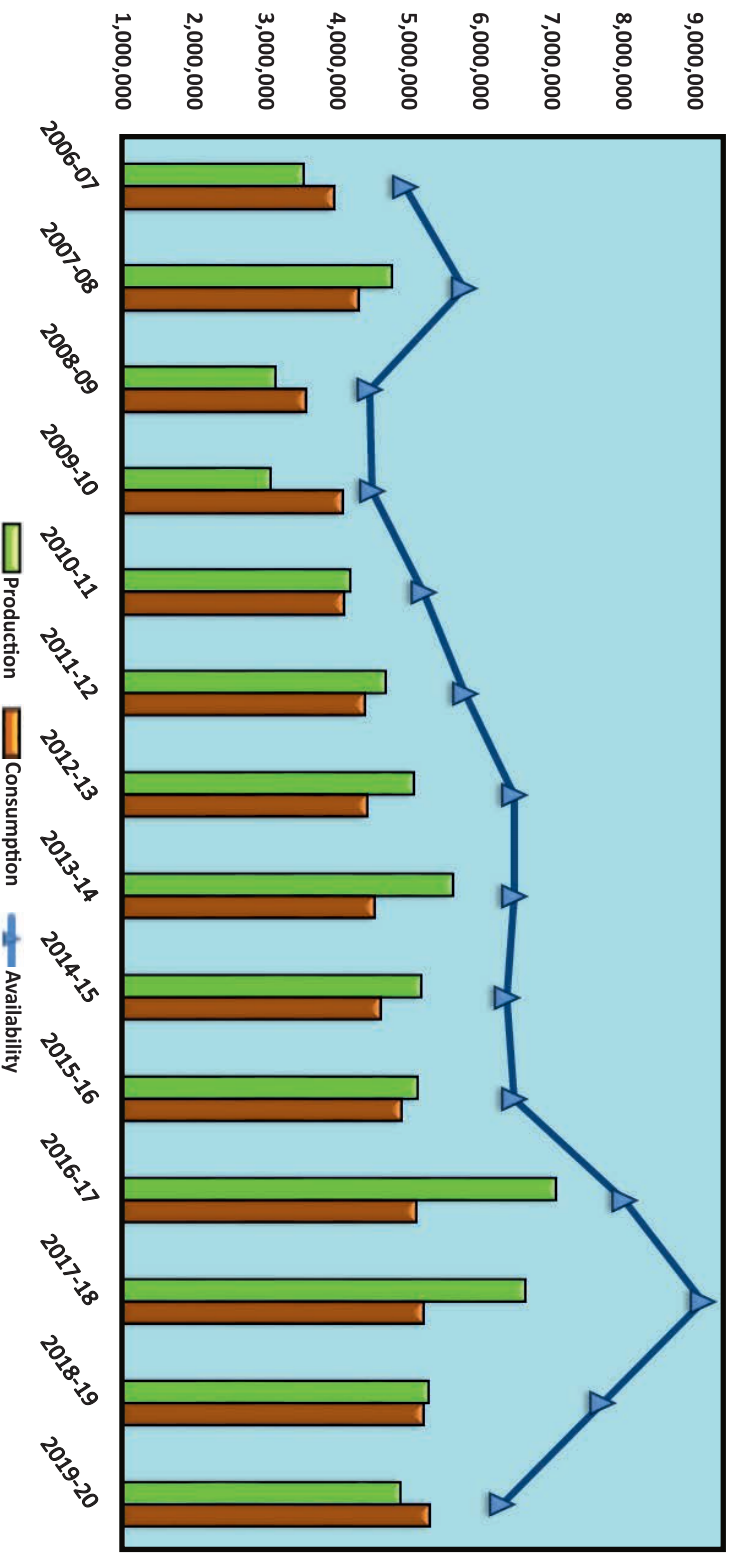
# Agreed in SAB meeting







## Pakistan Sugar Mills Association Domestic Production, Availability & Consumption Sugar Year Oct. to Sept. 2006-2020



## Sugarcane Production At Glance

